



# Transportation Policy Board Meeting

June 11, 2018

WIFI Code: WPTD-M942-QK

# ITEM 1: CERTIFICATION OF QUORUM



## ITEM 2: PUBLIC COMMENTS





**Item 2  
Public  
Comments**



**Long-Term  
Planning  
Considerations**



# Roger Baker





## Item 2 Public Comments



Roger Baker

CAMPO Meeting, June 11, 2018; Public Comments by Roger Baker, the full content is available at this blue link: <https://tinyurl.com/yabe4svh>

This podcast debunks the myth that shale oil from the Permian Basin can keep America driving: <https://tinyurl.com/y9betxjy>



Lightspring/Shutterstock

**Art Berman: Think Oil Is Getting Expensive? You Ain't Seen Nothing Yet.**

A global supply crunch approaches...

by Adam Taggart

Tuesday, May 29, 2018, 11:28 AM





## Item 2 Public Comments



Roger Baker

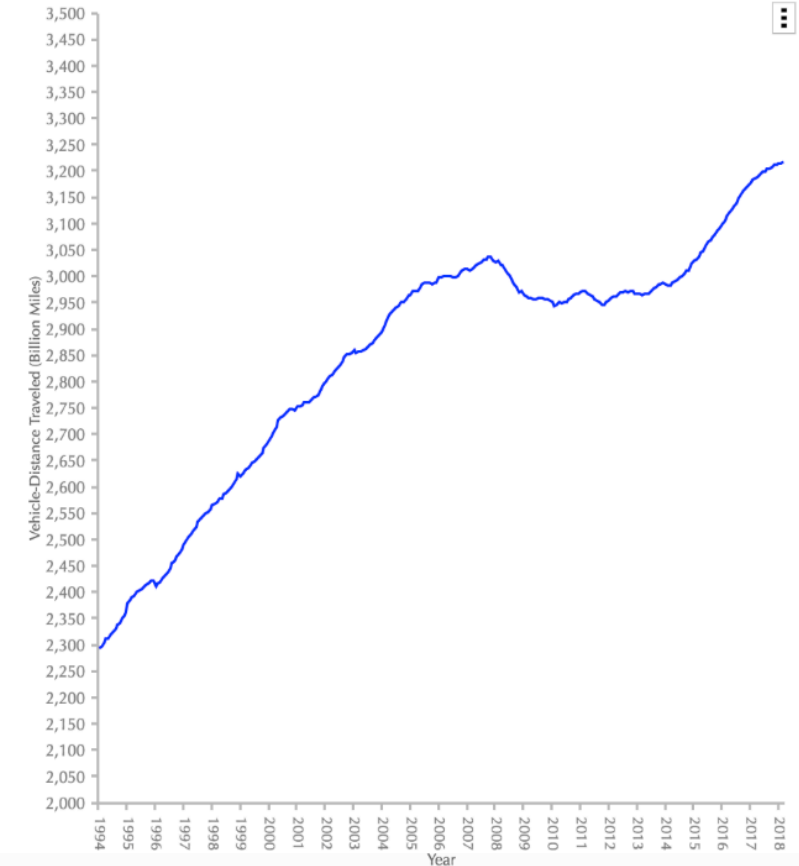


It looks from this D.O.T. data like US driving is seeing a second driving peak after an earlier peak about 2008:

<https://tinyurl.com/y9oeyz2f>

The left peak was clearly due to much higher fuel prices in 2008. Now we see a stagnating income for much of the total U.S. population in combination with sharply higher fuel prices again. The right side of the data clearly suggests a new driving peak.

12-Month Total on All Highways





# Item 2 Public Comments



Roger Baker

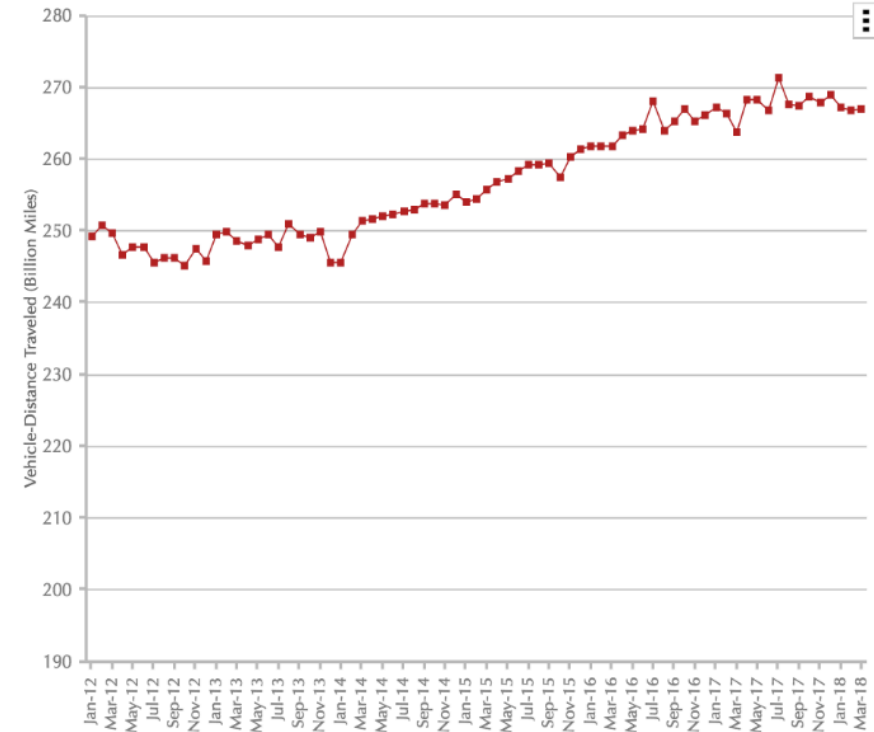


Here we have seasonally adjusted total U.S. driving in the USA, latest data:

<https://tinyurl.com/yb9naolh>

From this we can see that aggregate US driving was actually greater twenty months ago in July 2016 than in March 2018. This is a bad situation for TxDOT funding because with peak driving comes peak gasoline consumption and also a peak in fuel taxes, which is the major funding source for TxDOT roads.

Seasonally Adjusted Vehicle Miles Traveled by Month



# ITEM 3: CHAIR ANNOUNCEMENTS





**ITEM 4: REPORT FROM THE TECHNICAL  
ADVISORY COMMITTEE (TAC) CHAIR**



# ITEM 5: EXECUTIVE SESSION



**ITEM 6: APPROVAL OF MAY 7, 2018  
MEETING SUMMARY**





**Item 6**  
**Approval of the**  
**May 7, 2018**  
**Meeting**  
**Summary**



**Staff requests approval of the**  
**May 7, 2018 meeting summary.**



**ITEM 7: DISCUSSION AND APPROVAL OF  
CAPITAL METRO'S TAM PERFORMANCE  
TARGETS**





## TAM Performance Targets



- **Transit Asset Management (TAM)**
- **Performance measures and targets set by Capital Metro to track condition of assets (rolling stock, equipment, infrastructure, etc.)**
- **Target set annually**
- **Must be incorporated into the 2019-2022 TIP and STIP.**





# TAM Performance Targets



SGR Performance Measures & Targets			RY 2017	RY 2017	RY 2018	RY 2018
Asset Category	Performance Measure	Asset Class	Target	Actual	Target	Actual
Rolling Stock - All Revenue Vehicles	Age - % of revenue vehicles that have met or exceed their ULB	Articulated Buses	0%	0%	0%	
		Buses	20%	23%	20%	
		Cutaway Vans	10%	0%	0%	
		Minivans	0%	0%	0%	
		Railcars- RS - Commuter Rail	0%	0%	0%	
Equipment - Non Revenue Vehicles	Age - % of Non-Revenue vehicles have met or exceeded their ULB	Automobiles	25%	72%	50%	
		Trucks & other rubber tire vehicles	5%	28%	16%	
Facilities - All Buildings/Structures	Condition - % of facilities have a condition rating below 3.0	Passenger /Parking	0%	0%	0%	
		Administrative/Maintenance	5%	0%	0%	
Infrastructure - Fixed Rail Guideway, tracks, signals & systems	Performance - % of rail track segments, signals and systems with performance restrictions.	YR -Hybrid Rail	25%	3%	3%	





## Recommendation



**Staff and the TAC recommend the TPB approve Capital Metro's Transit Asset Management Performance Targets.**





**ITEM 8: DISCUSSION AND APPROVAL  
TO BEGIN NEGOTIATION OF LULING  
RELIEF ROUTE STUDY CONTRACT**





## Item 8 Approval to Negotiate Luling Relief Study Contract



**Contract Amount: \$225,000**

### Procurement Schedule

- March 5, 2018: Request for Qualifications
- March 26, 2018: Proposals Due

### Proposals Received

- Alliance Transportation Group
- Kimley Horn
- RPS

Evaluation Team: CAMPO, Caldwell County, TxDOT and CTRMA





## Recommendation and Action




**CAMPO staff recommends that the Transportation Policy Board authorize the CAMPO Executive Director to negotiate and execute a contract for the Luling Relief Study.**



# ITEM 9: UPDATE ON 183S CONSTRUCTION PROJECT





# 183 SOUTH PROJECT UPDATE

## CAMPO TRANSPORTATION POLICY BOARD

Justin Word

Director of Engineering, Central Texas Regional Mobility Authority

June 11, 2018



CENTRAL TEXAS REGIONAL  
**MOBILITY AUTHORITY**



# PROJECT FACTS



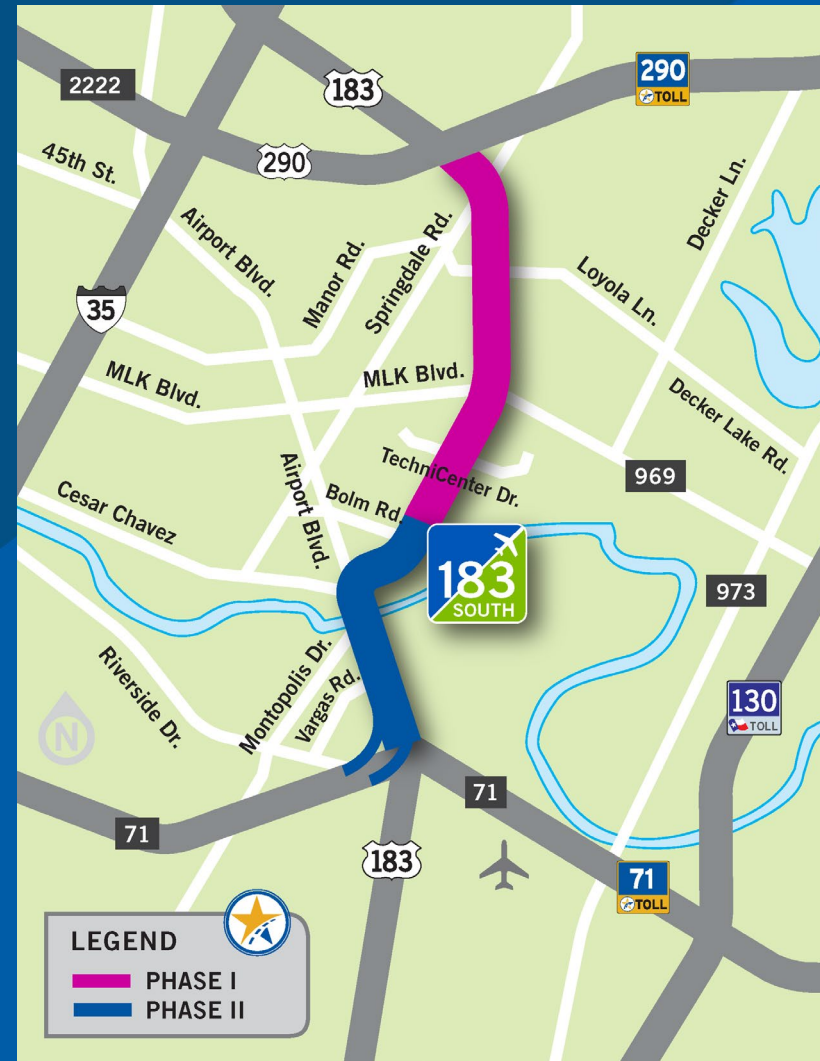
- Over \$25 million in Bicycle and pedestrian improvements
  - 2 TRAILHEADS, 8 MILES SUP, 9 MILES SIDEWALKS, 16 MILES OF BIKE LANES
- Over \$35 million in City of Austin water/wastewater relocations and improvements
- 42 Bridges with 1.2 million SF of bridge deck; the size of 21 football fields
- Over 2,000,000 labor manhours to date
- Currently 45% complete with construction activities



# 183 SOUTH PROJECT OVERVIEW



- Project Limits
  - US 290 TO SH 71
- Project Length
  - 8 MILES
- Total Project Cost
  - \$743 MILLION
- Construction Phasing
  - PHASE I – US 290 TO TECHNICENTER DR
  - PHASE II – TECHNICENTER DR TO SH 71



# 183 SOUTH PROJECT FUNDING

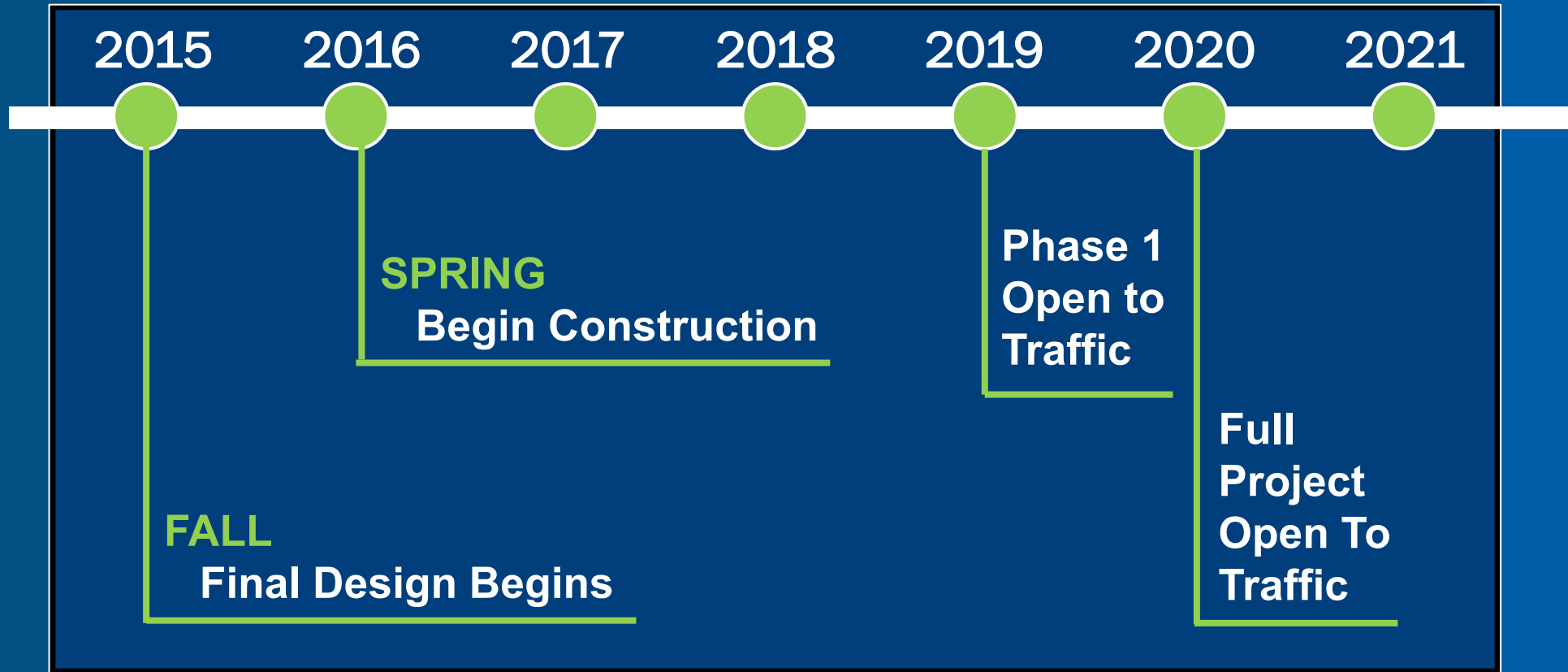


- Total Project Cost: \$743 Million
- Project Funding Sources:
  - TXDOT GRANT
    - \$146 million
  - TIFIA LOAN
    - \$282 million
  - SIB/SHF LOAN
    - \$60 million
  - BONDS
    - \$254 Million





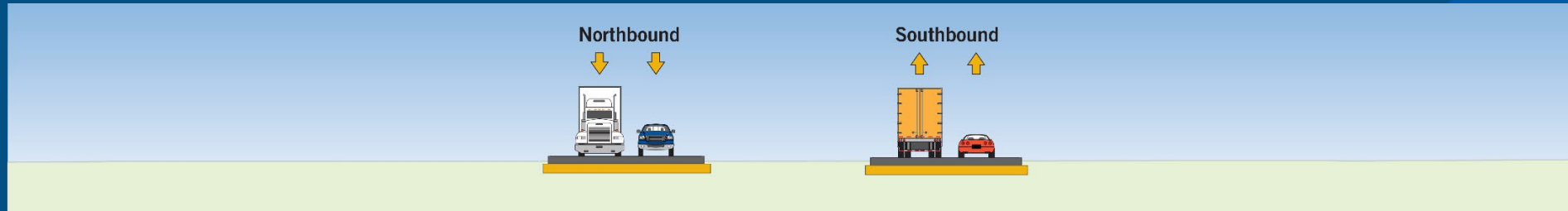
# PROJECT SCHEDULE



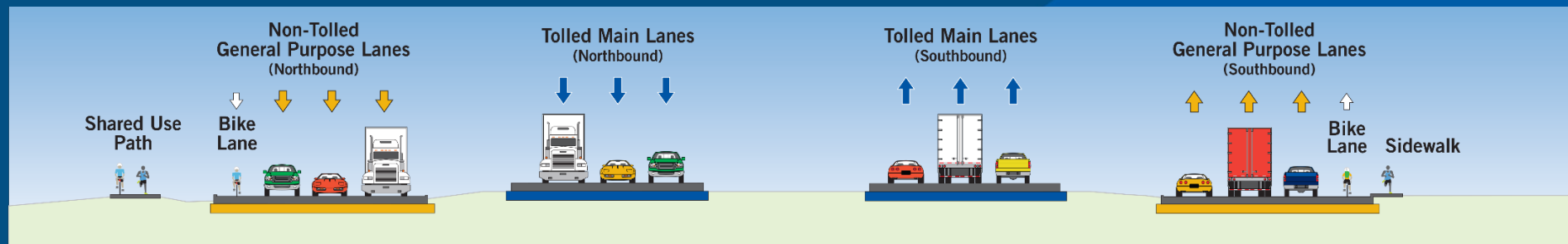
# WHAT ARE WE BUILDING?



## WHAT EXISTS TODAY



## WHAT WE ARE BUILDING



- New tolled expressway with three lanes in each direction
- Expanded non-tolled section to three lanes each way
- New bicycle lanes, pedestrian bridges, sidewalks, shared use paths and trailheads



# TREE PROTECTION

- Protection of large oaks has long been a community priority
- Contractor incentivized to preserve live oaks within project limits
- Developed Best Management Practices to mitigate risk of loss
- **Project will plant more than 7,000 new trees**



The infographic is titled "183 SOUTH LOVES TREES" and is presented in a vertical layout. At the top left, there is a logo for "183 SOUTH" with an airplane icon. To its right, the text "183 SOUTH LOVES TREES" is displayed in a dark brown box. Further right is another "183 SOUTH" logo. Below these, the phrase "By the Numbers" is written in a cursive font. The main statistic is "more than 7,000 trees", where "7,000" is in a large, orange, outlined font and "trees" is in a smaller, teal font. Below this, it states "will be planted along the 183 South corridor to:". The bottom half of the infographic features a large tree silhouette with four overlapping green circles containing the following benefits: "Reduce the Urban Heat Island Effect", "Purify the Air We Breathe", "Promote Roosting Areas for Local Birds", and "Control Erosion and Sedimentation". A small brown bird is perched on one of the tree's branches.

# VISUAL APPEARANCE



- Aesthetic enhancements are a key feature of the project
- Bridges will have a unique design
- Significant landscaping added to all major intersections



# GOOD NEIGHBOR TO BUSINESS PROGRAM



- Incentivizes project staff to patronize corridor businesses
- Workers submit receipts from participating businesses
- Drawings to award \$50 gift cards to eligible retailers
- **\$25,000 spent along corridor since program inception (June 2017)**



## Visit any of the following businesses to participate:

### Springdale/Manor

China Kitchen  
Cricket Wireless  
Dollar Tree  
HEB  
KFC  
O'Reilly Auto Parts  
Pizza Patron  
Rent A Center  
Shell on Purple Sage  
Subway

### MLK Jr. Blvd. (FM969)

Burger King  
Cocina Economica Mayra  
(Food Truck)  
Craigwood Food Mart  
El Norteno (Food Truck)  
Q Mart  
Quiznos  
Shell  
Tocho Morocho (Food Truck)

### Loyola Lane

7-11  
Exxon  
Jack in the Box

### Techni Center Dr.

Exxon  
Shell  
Subway

### Patton Ave.

Callahan's General Store

SPONSORED BY COLORADO RIVER CONSTRUCTORS



CENTRAL TEXAS RE  
MOBILITY AUTH



# WORKFORCE DEVELOPMENT PROGRAM



- Connecting displaced workers with employment opportunities in construction and service industry jobs
- Training programs to ensure workforce readiness among candidates
- Program being developed with partners:
  - GOODWILL
  - AUSTIN COMMUNITY COLLEGE
  - CITY OF AUSTIN
  - WORKFORCE SOLUTIONS
  - TRAVIS COUNTY
  - OTHERS





# CONSTRUCTION PROGRESS



CENTRAL TEXAS REGIONAL  
**MOBILITY AUTHORITY**




# LOYOLA LANE



Pre-construction (March 2016)



Active construction (May 2018)





# MLK, JR. BOULEVARD



Pre-construction (March 2016)



Active construction (May 2018)





# COLORADO RIVER



Pre-construction (March 2016)



Active construction (May 2018)



# KEEPING YOU INFORMED



- The Mobility Authority uses a number of tools to keep residents and drivers informed about project progress and travel impacts
  - **TWITTER @183SOUTH**
  - **WEBSITE: 183SOUTH.COM**
  - **24/7 PROJECT BILINGUAL HOTLINE**  
**(512) 640-0060 OR 1-855-245-4272**
  - **EMAIL/TEXT ALERTS**  
**183SOUTH.COM/ALERTS/**
  - **E-NEWSLETTER**  
**183SOUTH.COM/STAY-INVOLVED/NEWS/**







# QUESTIONS



CENTRAL TEXAS REGIONAL  
**MOBILITY AUTHORITY**

# ITEM 10: REPORT ON TRANSPORTATION PLANNING ACTIVITIES



# ITEM 11: ANNOUNCEMENTS





# Adjournment



**C****MPO**

CAPITAL AREA METROPOLITAN  
PLANNING ORGANIZATION