

# Transportation Improvement Program

2025-2028



Revision: February 1, 2025

## Table of Contents

Table of Contents .....	2
Overview .....	3
Highway Project Listings .....	4
Highway Project Financial Summary .....	5
Transit Project Listings .....	6
Transit Project Financial Summary .....	7
Grouped Projects.....	8
Local Projects .....	11
Project Development List .....	12
Performance Measures.....	13
Administrative Policies.....	14
MPO Self Certification .....	18
Additional Resources.....	19

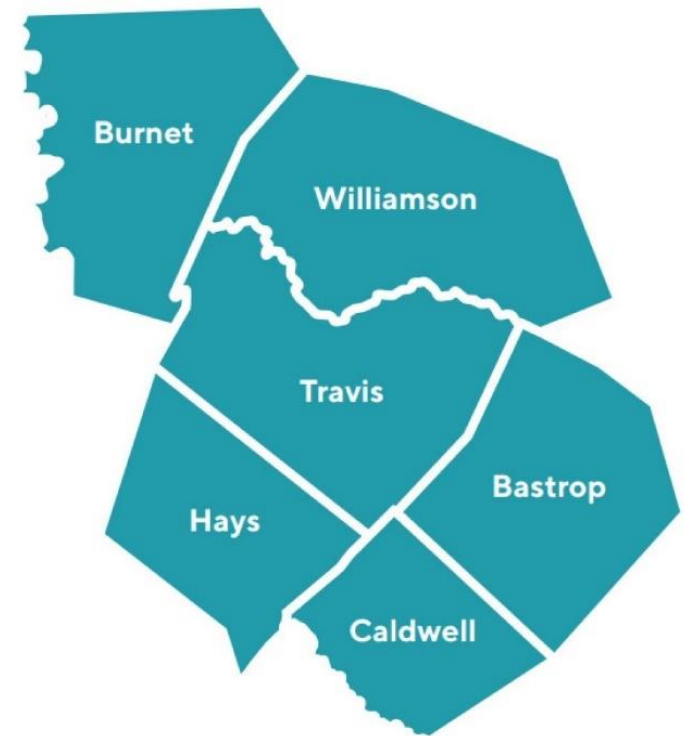
## Overview

The Capital Area Metropolitan Planning Organization (CAMPO), established in 1973, serves as the federally designated Metropolitan Planning Organization (MPO) for the six-county capital region in central Texas. CAMPO coordinates regional transportation planning and federal surface transportation funding within Bastrop, Burnet, Caldwell, Hays, Travis, and Williamson counties.

As the agency responsible for ensuring federal transportation funding is allocated to projects that meet regional goals and objectives, CAMPO develops and maintains the Regional Transportation Plan (RTP) and Transportation Improvement Program (TIP). The TIP and RTP are developed regularly in collaboration with federal, state, and local government and transportation agencies, and undergo extensive public outreach prior to adoption or revision.

The RTP outlines the long-term transportation goals, strategies, and objectives for the region and includes a list of regionally significant transportation projects planned within the next 20 years. As projects from the RTP are selected for funding and implementation, they are submitted for inclusion in the TIP, the four-year funding program, to receive funding authorization from CAMPO's governing body, the Transportation Policy Board, as required by federal law. Without approval and inclusion in the TIP, federal funding cannot be obligated to transportation projects.

The TIP is the official administrative record of the Transportation Policy Board's approval of regionally significant transportation projects that are individually listed, as well as the portfolio of smaller-scale projects that qualify for grouping. Projects approved in the TIP include multimodal roadway projects, transit operations, active transportation projects, intelligent transportation systems, and other projects that will improve the region's transportation system. The TIP is subsequently included in the Statewide Transportation Improvement Program which is approved by the Texas Transportation Commission before the projects are individually reviewed and approved by the Federal Highway Administration and Federal Transit Administration.



## Highway Project Listings

Highway project listings include projects funded through the Federal Highway Administration (FHWA), Texas Department of Transportation and local sponsors whose projects are required to be individually listed in the Transportation Improvement Program (TIP) and Statewide Transportation Improvement Program (STIP). Project listings represent the required regional authorization for federal funding to be released to the project and sponsor.

District	County	CSJ	Roadway	Phase	City	Sponsor	Fiscal Year	Year of Expenditure
Austin	Travis	0914-04-341	Cesar Chavez	C	City of Austin	TxDOT	2025	\$267,000,000

**Limits (From):** IH 35

**Limits (To):** Colorado River

**Description:** Construct Capital Express Central Drainage Tunnel along Cesar Chavez

**MPO ID:** 51-00189-03

**Revision:** 11/1/2024

**History:**

**Remarks:** Breakout project from 0015-13-388, linked to 0015-13-433 and 0015-13-440

Project Cost Information		Authorized Funding by Category/Share						
		Category	Federal	State	Regional	Local	LC	Total
Preliminary Engineering:	\$13,812,629							
Right-of-Way:	\$5,000	1	\$0	\$0	\$0	\$0	\$0	\$0
Construction:	\$267,000,000	2	\$0	\$0	\$0	\$0	\$0	\$0
Construction Engineering:	\$18,097,363	3	\$0	\$0	\$0	\$0	\$0	\$0
Contingencies:	\$25,159,615	4	\$0	\$0	\$0	\$0	\$0	\$0
Indirects:	\$8,174,821	5	\$0	\$0	\$0	\$0	\$0	\$0
Bond Financing:	\$0	6	\$0	\$0	\$0	\$0	\$0	\$0
Potential Change Orders:	\$0	7	\$101,892,435	\$25,473,109	\$0	\$0	\$0	\$127,365,544
Total Cost:	\$332,249,428	8	\$0	\$0	\$0	\$0	\$0	\$0
Cost of Approved Phases:	\$267,000,000	9	\$0	\$0	\$0	\$0	\$0	\$0
		10	\$0	\$0	\$0	\$0	\$0	\$0
		11	\$0	\$0	\$0	\$0	\$0	\$0
		12	\$111,707,564	\$27,926,892	\$0	\$0	\$0	\$139,634,456
		Total	\$213,599,999	\$53,400,001	\$0	\$0	\$0	\$267,000,000

Performance Measures	
PM 1: Safety	<input type="checkbox"/>
PM 2: Pavement Condition	<input type="checkbox"/>
PM 3: System Performance	<input checked="" type="checkbox"/>

Funding Programs			
<b>Category 1</b>	Preventative Maintenance and Rehabilitation	<b>Category 5</b>	Congestion Mitigation and Air Quality
<b>Category 2</b>	Metropolitan and Urban Corridors	<b>Category 6</b>	Structures Replacement and Rehabilitation
<b>Category 3</b>	Non-Traditional and Local Funding	<b>Category 7</b>	Metropolitan Mobility and Rehabilitation
<b>Category 4</b>	Statewide Connectivity	<b>Category 8</b>	Safety
		<b>Category 9</b>	Transportation Alternatives Set Aside
		<b>Category 10</b>	Supplemental Transportation Programs
		<b>Category 11</b>	District Discretionary
		<b>Category 12</b>	Strategic Priority/Texas Clear Lanes

District	County	CSJ	Roadway	Phase	City	Sponsor	Fiscal Year	Year of Expenditure
Austin	Travis	0015-13-428	IH 35	C	City of Austin	TxDOT	2025	\$494,000,000

**Limits (From):** Holly Street

**MPO ID:** 51-00189-02

**Limits (To):** US 290W/SH 71

**Revision:** 11/1/2024

**Description:** Reconstruct IH-35 to add 2 northbound and 2 southbound non-tolled managed lanes, construct bypass lanes, structures, drainage, shared use paths, and reconstruct intersections, ramps and general-purpose lanes and frontage roads.

**History:**

**Remarks:** Breakout of 0015-13-388.

Project Cost Information		Authorized Funding by Category/Share						
		Category	Federal	State	Regional	Local	LC	Total
Preliminary Engineering:	\$30,050,703							
Right-of-Way:	\$298,006,661	1	\$0	\$0	\$0	\$0	\$0	\$0
Construction:	\$494,000,000	2	\$87,610,000	\$21,902,500	\$0	\$0	\$0	\$109,512,500
Construction Engineering:	\$36,060,843	3	\$0	\$0	\$0	\$0	\$0	\$0
Contingencies:	\$52,007,618	4	\$118,299,468	\$29,574,867	\$0	\$0	\$0	\$147,874,335
Indirects:	\$17,785,110	5	\$0	\$0	\$0	\$0	\$0	\$0
Bond Financing:	\$0	6	\$0	\$0	\$0	\$0	\$0	\$0
Potential Change Orders:	\$0	7	\$7,520,000	\$1,880,000	\$0	\$0	\$0	\$9,400,000
Total Cost:	\$927,910,935	8	\$0	\$0	\$0	\$0	\$0	\$0
Cost of Approved Phases:	\$494,000,000	9	\$0	\$0	\$0	\$0	\$0	\$0
<b>Performance Measures</b>		10	\$0	\$0	\$0	\$0	\$0	\$0
PM 1: Safety	<input checked="" type="checkbox"/>	11	\$0	\$0	\$0	\$0	\$0	\$0
PM 2: Pavement Condition	<input checked="" type="checkbox"/>	12	\$181,770,532	\$45,442,633	\$0	\$0	\$0	\$227,213,165
PM 3: System Performance	<input checked="" type="checkbox"/>	Total	\$395,200,000	\$98,800,000	\$0	\$0	\$0	\$494,000,000

Funding Programs			
<b>Category 1</b>	Preventative Maintenance and Rehabilitation	<b>Category 5</b>	Congestion Mitigation and Air Quality
<b>Category 2</b>	Metropolitan and Urban Corridors	<b>Category 6</b>	Structures Replacement and Rehabilitation
<b>Category 3</b>	Non-Traditional and Local Funding	<b>Category 7</b>	Metropolitan Mobility and Rehabilitation
<b>Category 4</b>	Statewide Connectivity	<b>Category 8</b>	Safety
		<b>Category 9</b>	Transportation Alternatives Set Aside
		<b>Category 10</b>	Supplemental Transportation Programs
		<b>Category 11</b>	District Discretionary
		<b>Category 12</b>	Strategic Priority/Texas Clear Lanes

District	County	CSJ	Roadway	Phase	City	Sponsor	Fiscal Year	Year of Expenditure
Austin	Travis	0015-13-433	IH 35	C	City of Austin	TxDOT	2025	\$220,000,000

**Limits (From):** Martin Luther King Jr. Blvd.

**Limits (To):** Holly Street

**Description:** Construct Capital Express Central East Drainage Tunnel along IH-35

**MPO ID:** 51-00189-04

**Revision:** 11/1/2024

**History:**

**Remarks:** Breakout project from 0015-13-388, linked to 0914-04-341 and 0015-13-440.

Project Cost Information		Authorized Funding by Category/Share						
		Category	Federal	State	Regional	Local	LC	Total
Preliminary Engineering:	\$11,381,192							
Right-of-Way:	\$400,000	1	\$0	\$0	\$0	\$0	\$0	\$0
Construction:	\$220,000,000	2	\$120,835,487	\$13,426,165	\$0	\$0	\$0	\$134,261,652
Construction Engineering:	\$14,911,685	3	\$0	\$0	\$0	\$0	\$0	\$0
Contingencies:	\$20,730,769	4	\$0	\$0	\$0	\$0	\$0	\$0
Indirects:	\$6,735,808	5	\$0	\$0	\$0	\$0	\$0	\$0
Bond Financing:	\$0	6	\$0	\$0	\$0	\$0	\$0	\$0
Potential Change Orders:	\$0	7	\$5,164,513	\$573,835	\$0	\$0	\$0	\$5,738,348
Total Cost:	\$274,159,454	8	\$0	\$0	\$0	\$0	\$0	\$0
Cost of Approved Phases:	\$220,000,000	9	\$0	\$0	\$0	\$0	\$0	\$0
<b>Performance Measures</b>		10	\$0	\$0	\$0	\$0	\$0	\$0
PM 1: Safety	<input type="checkbox"/>	11	\$0	\$0	\$0	\$0	\$0	\$0
PM 2: Pavement Condition	<input checked="" type="checkbox"/>	12	\$72,000,000	\$8,000,000	\$0	\$0	\$0	\$80,000,000
PM 3: System Performance	<input type="checkbox"/>	Total	\$198,000,000	\$22,000,000	\$0	\$0	\$0	\$220,000,000

Funding Programs			
<b>Category 1</b>	Preventative Maintenance and Rehabilitation	<b>Category 5</b>	Congestion Mitigation and Air Quality
<b>Category 2</b>	Metropolitan and Urban Corridors	<b>Category 6</b>	Structures Replacement and Rehabilitation
<b>Category 3</b>	Non-Traditional and Local Funding	<b>Category 7</b>	Metropolitan Mobility and Rehabilitation
<b>Category 4</b>	Statewide Connectivity	<b>Category 8</b>	Safety
		<b>Category 9</b>	Transportation Alternatives Set Aside
		<b>Category 10</b>	Supplemental Transportation Programs
		<b>Category 11</b>	District Discretionary
		<b>Category 12</b>	Strategic Priority/Texas Clear Lanes

District	County	CSJ	Roadway	Phase	City	Sponsor	Fiscal Year	Year of Expenditure
Austin	Travis	0015-13-432	IH 35	C	City of Austin	TxDOT	2025	\$56,000,000

**Limits (From):** Airport Blvd.

**MPO ID:** 51-00189-05

**Limits (To):** Martin Luther King Jr. Blvd.

**Revision:** 11/1/2024

**Description:** Construct IH-35 southbound upper deck structural retrofit and IH-35 northbound upper deck demolition.

**History:**

**Remarks:** Breakout project from 0015-13-388

Project Cost Information		Authorized Funding by Category/Share						
		Category	Federal	State	Regional	Local	LC	Total
Preliminary Engineering:	\$2,776,717							
Right-of-Way:	\$0	1	\$0	\$0	\$0	\$0	\$0	\$0
Construction:	\$56,000,000	2	\$9,360,000	\$1,040,000	\$0	\$0	\$0	\$10,400,000
Construction Engineering:	\$3,507,730	3	\$0	\$0	\$0	\$0	\$0	\$0
Contingencies:	\$2,821,538	4	\$0	\$0	\$0	\$0	\$0	\$0
Indirects:	\$1,643,363	5	\$0	\$0	\$0	\$0	\$0	\$0
Bond Financing:	\$0	6	\$0	\$0	\$0	\$0	\$0	\$0
Potential Change Orders:	\$0	7	\$0	\$0	\$0	\$0	\$0	\$0
Total Cost:	\$66,749,348	8	\$0	\$0	\$0	\$0	\$0	\$0
Cost of Approved Phases:	\$56,000,000	9	\$0	\$0	\$0	\$0	\$0	\$0
		10	\$0	\$0	\$0	\$0	\$0	\$0
		11	\$0	\$0	\$0	\$0	\$0	\$0
		12	\$41,040,000	\$4,560,000	\$0	\$0	\$0	\$45,600,000
		Total	\$50,400,000	\$5,600,000	\$0	\$0	\$0	\$56,000,000

Performance Measures	
PM 1: Safety	<input checked="" type="checkbox"/>
PM 2: Pavement Condition	<input type="checkbox"/>
PM 3: System Performance	<input checked="" type="checkbox"/>

Funding Programs			
<b>Category 1</b>	Preventative Maintenance and Rehabilitation	<b>Category 5</b>	Congestion Mitigation and Air Quality
<b>Category 2</b>	Metropolitan and Urban Corridors	<b>Category 6</b>	Structures Replacement and Rehabilitation
<b>Category 3</b>	Non-Traditional and Local Funding	<b>Category 7</b>	Metropolitan Mobility and Rehabilitation
<b>Category 4</b>	Statewide Connectivity	<b>Category 8</b>	Safety
		<b>Category 9</b>	Transportation Alternatives Set Aside
		<b>Category 10</b>	Supplemental Transportation Programs
		<b>Category 11</b>	District Discretionary
		<b>Category 12</b>	Strategic Priority/Texas Clear Lanes



District	County	CSJ	Roadway	Phase	City	Sponsor	Fiscal Year	Year of Expenditure
Austin	Travis	0015-13-440	IH 35	C	City of Austin	TxDOT	2025	\$153,000,000

**Limits (From):** Airport Blvd.

**Limits (To):** Martin Luther King Jr. Blvd

**Description:** Construct Capital Express Central West Drainage Tunnel along IH-35

**MPO ID:** 51-00189-06

**Revision:** 11/1/2024

**History:**

**Remarks:** Breakout project from CSJ 0015-13-388, linked to 0914-04-341 and 0015-13-433

Project Cost Information		Authorized Funding by Category/Share						
		Category	Federal	State	Regional	Local	LC	Total
Preliminary Engineering:	\$7,915,102							
Right-of-Way:	\$5,000	1	\$0	\$0	\$0	\$0	\$0	\$0
Construction:	\$153,000,000	2	\$13,500,000	\$1,500,000	\$0	\$0	\$0	\$15,000,000
Construction Engineering:	\$10,370,399	3	\$0	\$0	\$0	\$0	\$0	\$0
Contingencies:	\$14,417,308	4	\$110,207,934	\$12,245,326	\$0	\$0	\$0	\$122,453,260
Indirects:	\$4,684,448	5	\$0	\$0	\$0	\$0	\$0	\$0
Bond Financing:	\$0	6	\$0	\$0	\$0	\$0	\$0	\$0
Potential Change Orders:	\$0	7	\$0	\$0	\$0	\$0	\$0	\$0
Total Cost:	\$190,392,257	8	\$0	\$0	\$0	\$0	\$0	\$0
Cost of Approved Phases:	\$153,000,000	9	\$0	\$0	\$0	\$0	\$0	\$0
		10	\$0	\$0	\$0	\$0	\$0	\$0
		11	\$0	\$0	\$0	\$0	\$0	\$0
		12	\$13,992,066	\$1,554,674	\$0	\$0	\$0	\$15,546,740
		Total	\$137,700,000	\$15,300,000	\$0	\$0	\$0	\$153,000,000
Performance Measures								
PM 1: Safety	<input checked="" type="checkbox"/>							
PM 2: Pavement Condition	<input checked="" type="checkbox"/>							
PM 3: System Performance	<input checked="" type="checkbox"/>							

Funding Programs			
<b>Category 1</b>	Preventative Maintenance and Rehabilitation	<b>Category 5</b>	Congestion Mitigation and Air Quality
<b>Category 2</b>	Metropolitan and Urban Corridors	<b>Category 6</b>	Structures Replacement and Rehabilitation
<b>Category 3</b>	Non-Traditional and Local Funding	<b>Category 7</b>	Metropolitan Mobility and Rehabilitation
<b>Category 4</b>	Statewide Connectivity	<b>Category 8</b>	Safety
<b>Category 9</b>	Transportation Alternatives Set Aside	<b>Category 10</b>	Supplemental Transportation Programs
		<b>Category 11</b>	District Discretionary
		<b>Category 12</b>	Strategic Priority/Texas Clear Lanes

District	County	CSJ	Roadway	Phase	City	Sponsor	Fiscal Year	Year of Expenditure
Austin	Travis	0015-13-437	IH 35	C	City of Austin	TxDOT	2025	\$50,000,000

**Limits (From):** At 4th St.

**MPO ID:** 51-00189-08

**Limits (To):**

**Revision:** 11/1/2024

**Description:** Construct CapMetro railroad and pedestrian bridges.

**History:**

**Remarks:** Breakout project from CSJ 0015-13-388

Project Cost Information		Authorized Funding by Category/Share						
		Category	Federal	State	Regional	Local	LC	Total
Preliminary Engineering:	\$2,458,481							
Right-of-Way:	\$0	1	\$0	\$0	\$0	\$0	\$0	\$0
Construction:	\$50,000,000	2	\$900,000	\$100,000	\$0	\$0	\$0	\$1,000,000
Construction Engineering:	\$4,053,985	3	\$0	\$0	\$0	\$0	\$0	\$0
Contingencies:	\$2,096,154	4	\$20,700,000	\$2,300,000	\$0	\$0	\$0	\$23,000,000
Indirects:	\$1,455,019	5	\$0	\$0	\$0	\$0	\$0	\$0
Bond Financing:	\$0	6	\$0	\$0	\$0	\$0	\$0	\$0
Potential Change Orders:	\$0	7	\$3,600,000	\$400,000	\$0	\$0	\$0	\$4,000,000
Total Cost:	\$60,063,638	8	\$0	\$0	\$0	\$0	\$0	\$0
Cost of Approved Phases:	\$50,000,000	9	\$0	\$0	\$0	\$0	\$0	\$0
		10	\$0	\$0	\$0	\$0	\$0	\$0
		11	\$0	\$0	\$0	\$0	\$0	\$0
		12	\$19,800,000	\$2,200,000	\$0	\$0	\$0	\$22,000,000
		Total	\$45,000,000	\$5,000,000	\$0	\$0	\$0	\$50,000,000

Performance Measures	
PM 1: Safety	<input checked="" type="checkbox"/>
PM 2: Pavement Condition	<input checked="" type="checkbox"/>
PM 3: System Performance	<input checked="" type="checkbox"/>

Funding Programs			
<b>Category 1</b>	Preventative Maintenance and Rehabilitation	<b>Category 5</b>	Congestion Mitigation and Air Quality
<b>Category 2</b>	Metropolitan and Urban Corridors	<b>Category 6</b>	Structures Replacement and Rehabilitation
<b>Category 3</b>	Non-Traditional and Local Funding	<b>Category 7</b>	Metropolitan Mobility and Rehabilitation
<b>Category 4</b>	Statewide Connectivity	<b>Category 8</b>	Safety
		<b>Category 9</b>	Transportation Alternatives Set Aside
		<b>Category 10</b>	Supplemental Transportation Programs
		<b>Category 11</b>	District Discretionary
		<b>Category 12</b>	Strategic Priority/Texas Clear Lanes

District	County	CSJ	Roadway	Phase	City	Sponsor	Fiscal Year	Year of Expenditure
Austin	Travis	0015-13-460	IH 35	C	City of Austin	City of Austin/TxDOT	2025	\$167,515,000

**Limits (From):** Cesar Chavez

**Limits (To):** 4th Street

**Description:** Highway cap over reconstructed IH-35

**MPO ID:** 51-00300-00

**Revision:** 2/1/2025

**History:**

**Remarks:** Associated with 0015-13-388. 2023 USDOT. Neighborhood Access & Equity Program Grant. Local Contribution includes \$22,000,000 SIB Loan.

Project Cost Information		Authorized Funding by Category/Share						
		Category	Federal	State	Regional	Local	LC	Total
Preliminary Engineering:	\$3,025,000							
Right-of-Way:	\$0	1	\$0	\$0	\$0	\$0	\$0	\$0
Construction:	\$138,950,000	2	\$0	\$0	\$0	\$0	\$0	\$0
Construction Engineering:	\$0	3	\$0	\$0	\$0	\$0	\$36,015,000	\$36,015,000
Contingencies:	\$25,540,000	4	\$0	\$0	\$0	\$0	\$0	\$0
Indirects:	\$0	5	\$0	\$0	\$0	\$0	\$0	\$0
Bond Financing:	\$0	6	\$0	\$0	\$0	\$0	\$0	\$0
Potential Change Orders:	\$0	7	\$0	\$0	\$0	\$0	\$0	\$0
Total Cost:	\$167,515,000	8	\$0	\$0	\$0	\$0	\$0	\$0
Cost of Approved Phases:	\$167,515,000	9	\$0	\$0	\$0	\$0	\$0	\$0
		10	\$105,200,000	\$0	\$0	\$26,300,000	\$0	\$131,500,000
PM 1: Safety <input type="checkbox"/>		11	\$0	\$0	\$0	\$0	\$0	\$0
PM 2: Pavement Condition <input type="checkbox"/>		12	\$0	\$0	\$0	\$0	\$0	\$0
PM 3: System Performance <input type="checkbox"/>		Total	\$105,200,000	\$0	\$0	\$26,300,000	\$36,015,000	\$167,515,000

Funding Programs			
<b>Category 1</b>	Preventative Maintenance and Rehabilitation	<b>Category 5</b>	Congestion Mitigation and Air Quality
<b>Category 2</b>	Metropolitan and Urban Corridors	<b>Category 6</b>	Structures Replacement and Rehabilitation
<b>Category 3</b>	Non-Traditional and Local Funding	<b>Category 7</b>	Metropolitan Mobility and Rehabilitation
<b>Category 4</b>	Statewide Connectivity	<b>Category 8</b>	Safety
		<b>Category 9</b>	Transportation Alternatives Set Aside
		<b>Category 10</b>	Supplemental Transportation Programs
		<b>Category 11</b>	District Discretionary
		<b>Category 12</b>	Strategic Priority/Texas Clear Lanes

District	County	CSJ	Roadway	Phase	City	Sponsor	Fiscal Year	Year of Expenditure
Austin	Bastrop	0265-02-042	SH 71	C		TxDOT	2025	\$24,304,250

**Limits (From):** .85 Miles West of Tucker Hill Lane

**MPO ID:** 51-00207-00

**Limits (To):** Travis/Bastrop County Line

**Revision:** 11/1/2024

**Description:** Construct overpass and add 2-lane one-way eastbound and westbound frontage roads.

**History:**

**Remarks:**

Project Cost Information		Authorized Funding by Category/Share						
		Category	Federal	State	Regional	Local	LC	Total
Preliminary Engineering:	\$1,235,796							
Right-of-Way:	\$0	1	\$0	\$0	\$0	\$0	\$0	\$0
Construction:	\$24,304,250	2	\$9,721,700	\$2,430,425	\$0	\$0	\$0	\$12,152,125
Construction Engineering:	\$1,467,823	3	\$0	\$0	\$0	\$0	\$0	\$0
Contingencies:	\$1,850,862	4	\$9,721,700	\$2,430,425	\$0	\$0	\$0	\$12,152,125
Indirects:	\$731,390	5	\$0	\$0	\$0	\$0	\$0	\$0
Bond Financing:	\$0	6	\$0	\$0	\$0	\$0	\$0	\$0
Potential Change Orders:	\$0	7	\$0	\$0	\$0	\$0	\$0	\$0
Total Cost:	\$29,590,121	8	\$0	\$0	\$0	\$0	\$0	\$0
Cost of Approved Phases:	\$24,304,250	9	\$0	\$0	\$0	\$0	\$0	\$0
<b>Performance Measures</b>		10	\$0	\$0	\$0	\$0	\$0	\$0
PM 1: Safety	<input checked="" type="checkbox"/>	11	\$0	\$0	\$0	\$0	\$0	\$0
PM 2: Pavement Condition	<input checked="" type="checkbox"/>	12	\$0	\$0	\$0	\$0	\$0	\$0
PM 3: System Performance	<input checked="" type="checkbox"/>	Total	\$19,443,400	\$4,860,850	\$0	\$0	\$0	\$24,304,250

Funding Programs			
<b>Category 1</b>	Preventative Maintenance and Rehabilitation	<b>Category 5</b>	Congestion Mitigation and Air Quality
<b>Category 2</b>	Metropolitan and Urban Corridors	<b>Category 6</b>	Structures Replacement and Rehabilitation
<b>Category 3</b>	Non-Traditional and Local Funding	<b>Category 7</b>	Metropolitan Mobility and Rehabilitation
<b>Category 4</b>	Statewide Connectivity	<b>Category 8</b>	Safety
		<b>Category 9</b>	Transportation Alternatives Set Aside
		<b>Category 10</b>	Supplemental Transportation Programs
		<b>Category 11</b>	District Discretionary
		<b>Category 12</b>	Strategic Priority/Texas Clear Lanes

District	County	CSJ	Roadway	Phase	City	Sponsor	Fiscal Year	Year of Expenditure
Austin	Bastrop	0265-03-043	SH 71	C		TxDOT	2025	\$43,885,670

**Limits (From):** Travis/Bastrop County Line

**MPO ID:** 51-00207-01

**Limits (To):** .65 Miles East of Tucker Hill Lane

**Revision:** 11/1/2024

**Description:** Construct overpass and add 2-lane one-way eastbound and westbound frontage roads.

**History:**

**Remarks:**

Project Cost Information		Authorized Funding by Category/Share						
		Category	Federal	State	Regional	Local	LC	Total
Preliminary Engineering:	\$2,231,451							
Right-of-Way:	\$8,218,397	1	\$0	\$0	\$0	\$0	\$0	\$0
Construction:	\$43,885,670	2	\$17,554,268	\$4,388,567	\$0	\$0	\$0	\$21,942,835
Construction Engineering:	\$2,650,418	3	\$0	\$0	\$0	\$0	\$0	\$0
Contingencies:	\$3,342,063	4	\$17,554,268	\$4,388,567	\$0	\$0	\$0	\$21,942,835
Indirects:	\$1,320,655	5	\$0	\$0	\$0	\$0	\$0	\$0
Bond Financing:	\$0	6	\$0	\$0	\$0	\$0	\$0	\$0
Potential Change Orders:	\$0	7	\$0	\$0	\$0	\$0	\$0	\$0
Total Cost:	\$61,648,654	8	\$0	\$0	\$0	\$0	\$0	\$0
Cost of Approved Phases:	\$43,885,670	9	\$0	\$0	\$0	\$0	\$0	\$0
<b>Performance Measures</b>		10	\$0	\$0	\$0	\$0	\$0	\$0
PM 1: Safety	<input checked="" type="checkbox"/>	11	\$0	\$0	\$0	\$0	\$0	\$0
PM 2: Pavement Condition	<input checked="" type="checkbox"/>	12	\$0	\$0	\$0	\$0	\$0	\$0
PM 3: System Performance	<input checked="" type="checkbox"/>	Total	\$35,108,536	\$8,777,134	\$0	\$0	\$0	\$43,885,670

Funding Programs			
<b>Category 1</b>	Preventative Maintenance and Rehabilitation	<b>Category 5</b>	Congestion Mitigation and Air Quality
<b>Category 2</b>	Metropolitan and Urban Corridors	<b>Category 6</b>	Structures Replacement and Rehabilitation
<b>Category 3</b>	Non-Traditional and Local Funding	<b>Category 7</b>	Metropolitan Mobility and Rehabilitation
<b>Category 4</b>	Statewide Connectivity	<b>Category 8</b>	Safety
		<b>Category 9</b>	Transportation Alternatives Set Aside
		<b>Category 10</b>	Supplemental Transportation Programs
		<b>Category 11</b>	District Discretionary
		<b>Category 12</b>	Strategic Priority/Texas Clear Lanes

District	County	CSJ	Roadway	Phase	City	Sponsor	Fiscal Year	Year of Expenditure
Austin	Bastrop	0323-01-028	SH 95	C	City of Smithville	TxDOT	2025	\$14,000,000

**Limits (From):** SL 230

**MPO ID:** 11-00036-00

**Limits (To):** South of FM 535

**Revision:** 2/1/2025

**Description:** Upgrade from a 2-lane rural to a 3-lane urban roadway with continuous left-turn lane

**History:**

**Remarks:**

Project Cost Information		Authorized Funding by Category/Share						
		Category	Federal	State	Regional	Local	LC	Total
Preliminary Engineering:	\$688,375							
Right-of-Way:	\$0	1	\$0	\$0	\$0	\$0	\$0	\$0
Construction:	\$14,000,000	2	\$0	\$14,000,000	\$0	\$0	\$0	\$14,000,000
Construction Engineering:	\$1,135,116	3	\$0	\$0	\$0	\$0	\$0	\$0
Contingencies:	\$586,923	4	\$0	\$0	\$0	\$0	\$0	\$0
Indirects:	\$407,405	5	\$0	\$0	\$0	\$0	\$0	\$0
Bond Financing:	\$0	6	\$0	\$0	\$0	\$0	\$0	\$0
Potential Change Orders:	\$0	7	\$0	\$0	\$0	\$0	\$0	\$0
Total Cost:	\$16,817,819	8	\$0	\$0	\$0	\$0	\$0	\$0
Cost of Approved Phases:	\$14,000,000	9	\$0	\$0	\$0	\$0	\$0	\$0
<b>Performance Measures</b>		10	\$0	\$0	\$0	\$0	\$0	\$0
PM 1: Safety	<input checked="" type="checkbox"/>	11	\$0	\$0	\$0	\$0	\$0	\$0
PM 2: Pavement Condition	<input type="checkbox"/>	12	\$0	\$0	\$0	\$0	\$0	\$0
PM 3: System Performance	<input checked="" type="checkbox"/>	Total	\$0	\$14,000,000	\$0	\$0	\$0	\$14,000,000

Funding Programs			
<b>Category 1</b>	Preventative Maintenance and Rehabilitation	<b>Category 5</b>	Congestion Mitigation and Air Quality
<b>Category 2</b>	Metropolitan and Urban Corridors	<b>Category 6</b>	Structures Replacement and Rehabilitation
<b>Category 3</b>	Non-Traditional and Local Funding	<b>Category 7</b>	Metropolitan Mobility and Rehabilitation
<b>Category 4</b>	Statewide Connectivity	<b>Category 8</b>	Safety
		<b>Category 9</b>	Transportation Alternatives Set Aside
		<b>Category 10</b>	Supplemental Transportation Programs
		<b>Category 11</b>	District Discretionary
		<b>Category 12</b>	Strategic Priority/Texas Clear Lanes

District	County	CSJ	Roadway	Phase	City	Sponsor	Fiscal Year	Year of Expenditure
Austin	Travis	0914-04-317	Slaughter Lane	C	City of Austin	City of Austin	2025	\$15,726,250

**Limits (From):** Mopac Expressway

**MPO ID:** 51-00227-00

**Limits (To):** Brodie Lane

**Revision:** 7/1/2024

**Description:** Convert existing four-lane to six-lane divided roadway with shared use path and intersection improvements

**History:**

**Remarks:** Scheduled to Let at the end of FY 2022. Rolling over should Let move into FY 2023. Moved to FY 2025.

Project Cost Information		Authorized Funding by Category/Share						
		Category	Federal	State	Regional	Local	LC	Total
Preliminary Engineering:	\$1,191,378							
Right-of-Way:	\$0	1	\$0	\$0	\$0	\$0	\$0	\$0
Construction:	\$15,726,250	2	\$0	\$0	\$0	\$0	\$0	\$0
Construction Engineering:	\$1,444,242	3	\$0	\$0	\$0	\$0	\$0	\$0
Contingencies:	\$1,438,838	4	\$0	\$0	\$0	\$0	\$0	\$0
Indirects:	\$705,101	5	\$0	\$0	\$0	\$0	\$0	\$0
Bond Financing:	\$0	6	\$0	\$0	\$0	\$0	\$0	\$0
Potential Change Orders:	\$0	7	\$12,581,000	\$0	\$0	\$3,145,250	\$0	\$15,726,250
Total Cost:	\$20,505,809	8	\$0	\$0	\$0	\$0	\$0	\$0
Cost of Approved Phases:	\$15,726,250	9	\$0	\$0	\$0	\$0	\$0	\$0
<b>Performance Measures</b>		10	\$0	\$0	\$0	\$0	\$0	\$0
PM 1: Safety	<input checked="" type="checkbox"/>	11	\$0	\$0	\$0	\$0	\$0	\$0
PM 2: Pavement Condition	<input type="checkbox"/>	12	\$0	\$0	\$0	\$0	\$0	\$0
PM 3: System Performance	<input checked="" type="checkbox"/>	Total	\$12,581,000	\$0	\$0	\$3,145,250	\$0	\$15,726,250

Funding Programs			
<b>Category 1</b>	Preventative Maintenance and Rehabilitation	<b>Category 5</b>	Congestion Mitigation and Air Quality
<b>Category 2</b>	Metropolitan and Urban Corridors	<b>Category 6</b>	Structures Replacement and Rehabilitation
<b>Category 3</b>	Non-Traditional and Local Funding	<b>Category 7</b>	Metropolitan Mobility and Rehabilitation
<b>Category 4</b>	Statewide Connectivity	<b>Category 8</b>	Safety
		<b>Category 9</b>	Transportation Alternatives Set Aside
		<b>Category 10</b>	Supplemental Transportation Programs
		<b>Category 11</b>	District Discretionary
		<b>Category 12</b>	Strategic Priority/Texas Clear Lanes

District	County	CSJ	Roadway	Phase	City	Sponsor	Fiscal Year	Year of Expenditure
Austin	Caldwell	0000-00-000	Truck Plaza	E, R, C		Caldwell County	2025	\$30,725,000

**Limits (From):** SH 130

**MPO ID:** 31-00002-00

**Limits (To):** SH 80

**Revision:** 2/1/2025

**Description:** Construction of travel plaza and truck parking facility at SH 130 and SH 80

**History:**

**Remarks:** RAISE Program Award

Project Cost Information		Authorized Funding by Category/Share						
		Category	Federal	State	Regional	Local	LC	Total
Preliminary Engineering:	\$500,000							
Right-of-Way:	\$5,125,000	1	\$0	\$0	\$0	\$0	\$0	\$0
Construction:	\$18,000,000	2	\$0	\$0	\$0	\$0	\$0	\$0
Construction Engineering:	\$3,000,000	3	\$22,942,500	\$0	\$0	\$7,782,500	\$0	\$30,725,000
Contingencies:	\$2,000,000	4	\$0	\$0	\$0	\$0	\$0	\$0
Indirects:	\$1,000,000	5	\$0	\$0	\$0	\$0	\$0	\$0
Bond Financing:	\$600,000	6	\$0	\$0	\$0	\$0	\$0	\$0
Potential Change Orders:	\$500,000	7	\$0	\$0	\$0	\$0	\$0	\$0
Total Cost:	\$30,725,000	8	\$0	\$0	\$0	\$0	\$0	\$0
Cost of Approved Phases:	\$30,725,000	9	\$0	\$0	\$0	\$0	\$0	\$0
<b>Performance Measures</b>		10	\$0	\$0	\$0	\$0	\$0	\$0
PM 1: Safety	<input checked="" type="checkbox"/>	11	\$0	\$0	\$0	\$0	\$0	\$0
PM 2: Pavement Condition	<input type="checkbox"/>	12	\$0	\$0	\$0	\$0	\$0	\$0
PM 3: System Performance	<input checked="" type="checkbox"/>	Total	\$22,942,500	\$0	\$0	\$7,782,500	\$0	\$30,725,000

Funding Programs			
<b>Category 1</b>	Preventative Maintenance and Rehabilitation	<b>Category 5</b>	Congestion Mitigation and Air Quality
<b>Category 2</b>	Metropolitan and Urban Corridors	<b>Category 6</b>	Structures Replacement and Rehabilitation
<b>Category 3</b>	Non-Traditional and Local Funding	<b>Category 7</b>	Metropolitan Mobility and Rehabilitation
<b>Category 4</b>	Statewide Connectivity	<b>Category 8</b>	Safety
<b>Category 9</b>	Transportation Alternatives Set Aside	<b>Category 10</b>	Supplemental Transportation Programs
		<b>Category 11</b>	District Discretionary
		<b>Category 12</b>	Strategic Priority/Texas Clear Lanes



District	County	CSJ	Roadway	Phase	City	Sponsor	Fiscal Year	Year of Expenditure
Austin	Williamson	0151-10-001	US 183	C	City of Cedar Park	TxDOT/City of Cedar Park	2025	\$110,400,000

**Limits (From):** RM 1431

**MPO ID:** 61-00135-00

**Limits (To):** Avery Ranch Blvd.

**Revision:** 7/1/2024

**Description:** Construct 2-lane grade separated northbound and southbound frontage roads with shared use path.

**History:**

**Remarks:** Designated Sponsor for TASA Funding by City of Cedar Park.

Project Cost Information		Authorized Funding by Category/Share						
		Category	Federal	State	Regional	Local	LC	Total
Preliminary Engineering:	\$5,716,865							
Right-of-Way:	\$200,000	1	\$0	\$0	\$0	\$0	\$0	\$0
Construction:	\$110,400,000	2	\$0	\$0	\$0	\$0	\$0	\$0
Construction Engineering:	\$7,618,598	3	\$0	\$0	\$0	\$0	\$0	\$0
Contingencies:	\$6,270,720	4	\$0	\$0	\$0	\$0	\$0	\$0
Indirects:	\$3,383,451	5	\$0	\$0	\$0	\$0	\$0	\$0
Bond Financing:	\$0	6	\$0	\$0	\$0	\$0	\$0	\$0
Potential Change Orders:	\$0	7	\$84,960,000	\$21,240,000	\$0	\$0	\$0	\$106,200,000
Total Cost:	\$133,589,634	8	\$0	\$0	\$0	\$0	\$0	\$0
Cost of Approved Phases:	\$110,400,000	9	\$3,360,000	\$840,000	\$0	\$0	\$0	\$4,200,000
<b>Performance Measures</b>		10	\$0	\$0	\$0	\$0	\$0	\$0
PM 1: Safety	<input checked="" type="checkbox"/>	11	\$0	\$0	\$0	\$0	\$0	\$0
PM 2: Pavement Condition	<input type="checkbox"/>	12	\$0	\$0	\$0	\$0	\$0	\$0
PM 3: System Performance	<input checked="" type="checkbox"/>	Total	\$88,320,000	\$22,080,000	\$0	\$0	\$0	\$110,400,000

Funding Programs			
<b>Category 1</b>	Preventative Maintenance and Rehabilitation	<b>Category 5</b>	Congestion Mitigation and Air Quality
<b>Category 2</b>	Metropolitan and Urban Corridors	<b>Category 6</b>	Structures Replacement and Rehabilitation
<b>Category 3</b>	Non-Traditional and Local Funding	<b>Category 7</b>	Metropolitan Mobility and Rehabilitation
<b>Category 4</b>	Statewide Connectivity	<b>Category 8</b>	Safety
		<b>Category 9</b>	Transportation Alternatives Set Aside
		<b>Category 10</b>	Supplemental Transportation Programs
		<b>Category 11</b>	District Discretionary
		<b>Category 12</b>	Strategic Priority/Texas Clear Lanes

District	County	CSJ	Roadway	Phase	City	Sponsor	Fiscal Year	Year of Expenditure
Austin	Hays	5000-00-201	VA	C	City of San Marcos	TxDOT	2025	\$729,192

Limits (From): VA

MPO ID: 51-00289-00

Limits (To): VA

Revision: 2/1/2025

Description: Install 10 Direct Current Fast Charge ports within one mile of the Electric Alternative Fuel Corridors (IH 35).

History:

Remarks: NEVI Program

Project Cost Information		Authorized Funding by Category/Share						
		Category	Federal	State	Regional	Local	LC	Total
Preliminary Engineering:	\$0							
Right-of-Way:	\$0	1	\$0	\$0	\$0	\$0	\$0	\$0
Construction:	\$729,192	2	\$0	\$0	\$0	\$0	\$0	\$0
Construction Engineering:	\$0	3	\$583,354	\$145,838	\$0	\$0	\$0	\$729,192
Contingencies:	\$0	4	\$0	\$0	\$0	\$0	\$0	\$0
Indirects:	\$0	5	\$0	\$0	\$0	\$0	\$0	\$0
Bond Financing:	\$0	6	\$0	\$0	\$0	\$0	\$0	\$0
Potential Change Orders:	\$0	7	\$0	\$0	\$0	\$0	\$0	\$0
Total Cost:	\$729,192	8	\$0	\$0	\$0	\$0	\$0	\$0
Cost of Approved Phases:	\$729,192	9	\$0	\$0	\$0	\$0	\$0	\$0
<b>Performance Measures</b>		10	\$0	\$0	\$0	\$0	\$0	\$0
PM 1: Safety	<input type="checkbox"/>	11	\$0	\$0	\$0	\$0	\$0	\$0
PM 2: Pavement Condition	<input type="checkbox"/>	12	\$0	\$0	\$0	\$0	\$0	\$0
PM 3: System Performance	<input checked="" type="checkbox"/>	Total	\$583,354	\$145,838	\$0	\$0	\$0	\$729,192

Funding Programs			
<b>Category 1</b>	Preventative Maintenance and Rehabilitation	<b>Category 5</b>	Congestion Mitigation and Air Quality
<b>Category 2</b>	Metropolitan and Urban Corridors	<b>Category 6</b>	Structures Replacement and Rehabilitation
<b>Category 3</b>	Non-Traditional and Local Funding	<b>Category 7</b>	Metropolitan Mobility and Rehabilitation
<b>Category 4</b>	Statewide Connectivity	<b>Category 8</b>	Safety
<b>Category 9</b>	Transportation Alternatives Set Aside	<b>Category 10</b>	Supplemental Transportation Programs
		<b>Category 11</b>	District Discretionary
		<b>Category 12</b>	Strategic Priority/Texas Clear Lanes

District	County	CSJ	Roadway	Phase	City	Sponsor	Fiscal Year	Year of Expenditure
Austin	Caldwell	5000-00-236	VA	C	City of Luling	TxDOT	2025	\$1,891,381

Limits (From): VA

MPO ID: 51-00289-01

Limits (To): VA

Revision: 2/1/2025

Description: Install 8 Direct Current Fast Charge ports along the Electric Alternative Fuel Corridors. (IH 10)

History:

Remarks: NEVI Program

Project Cost Information		Authorized Funding by Category/Share						
		Category	Federal	State	Regional	Local	LC	Total
Preliminary Engineering:	\$0							
Right-of-Way:	\$0	1	\$0	\$0	\$0	\$0	\$0	\$0
Construction:	\$1,891,381	2	\$0	\$0	\$0	\$0	\$0	\$0
Construction Engineering:	\$0	3	\$992,000	\$899,381	\$0	\$0	\$0	\$1,891,381
Contingencies:	\$0	4	\$0	\$0	\$0	\$0	\$0	\$0
Indirects:	\$0	5	\$0	\$0	\$0	\$0	\$0	\$0
Bond Financing:	\$0	6	\$0	\$0	\$0	\$0	\$0	\$0
Potential Change Orders:	\$0	7	\$0	\$0	\$0	\$0	\$0	\$0
Total Cost:	\$1,891,381	8	\$0	\$0	\$0	\$0	\$0	\$0
Cost of Approved Phases:	\$1,891,381	9	\$0	\$0	\$0	\$0	\$0	\$0
<b>Performance Measures</b>		10	\$0	\$0	\$0	\$0	\$0	\$0
PM 1: Safety	<input type="checkbox"/>	11	\$0	\$0	\$0	\$0	\$0	\$0
PM 2: Pavement Condition	<input type="checkbox"/>	12	\$0	\$0	\$0	\$0	\$0	\$0
PM 3: System Performance	<input checked="" type="checkbox"/>	Total	\$992,000	\$899,381	\$0	\$0	\$0	\$1,891,381

Funding Programs			
<b>Category 1</b>	Preventative Maintenance and Rehabilitation	<b>Category 5</b>	Congestion Mitigation and Air Quality
<b>Category 2</b>	Metropolitan and Urban Corridors	<b>Category 6</b>	Structures Replacement and Rehabilitation
<b>Category 3</b>	Non-Traditional and Local Funding	<b>Category 7</b>	Metropolitan Mobility and Rehabilitation
<b>Category 4</b>	Statewide Connectivity	<b>Category 8</b>	Safety
<b>Category 9</b>	Transportation Alternatives Set Aside	<b>Category 10</b>	Supplemental Transportation Programs
<b>Category 11</b>	District Discretionary	<b>Category 12</b>	Strategic Priority/Texas Clear Lanes

District	County	CSJ	Roadway	Phase	City	Sponsor	Fiscal Year	Year of Expenditure
Austin	Travis	0000-00-000	VA	C	City of Austin	City of Austin	2025	\$337,500

Limits (From): VA

MPO ID: 54-00003-00

Limits (To): VA

Revision: 2/1/2025

Description: Charging Station Replacement

History:

Remarks: EV Charging Reliability Program

Project Cost Information		Authorized Funding by Category/Share						
		Category	Federal	State	Regional	Local	LC	Total
Preliminary Engineering:	\$0							
Right-of-Way:	\$0	1	\$0	\$0	\$0	\$0	\$0	\$0
Construction:	\$337,500	2	\$0	\$0	\$0	\$0	\$0	\$0
Construction Engineering:	\$0	3	\$270,000	\$0	\$0	\$67,500	\$0	\$337,500
Contingencies:	\$0	4	\$0	\$0	\$0	\$0	\$0	\$0
Indirects:	\$0	5	\$0	\$0	\$0	\$0	\$0	\$0
Bond Financing:	\$0	6	\$0	\$0	\$0	\$0	\$0	\$0
Potential Change Orders:	\$0	7	\$0	\$0	\$0	\$0	\$0	\$0
Total Cost:	\$337,500	8	\$0	\$0	\$0	\$0	\$0	\$0
Cost of Approved Phases:	\$337,500	9	\$0	\$0	\$0	\$0	\$0	\$0
<b>Performance Measures</b>		10	\$0	\$0	\$0	\$0	\$0	\$0
PM 1: Safety	<input type="checkbox"/>	11	\$0	\$0	\$0	\$0	\$0	\$0
PM 2: Pavement Condition	<input type="checkbox"/>	12	\$0	\$0	\$0	\$0	\$0	\$0
PM 3: System Performance	<input checked="" type="checkbox"/>	Total	\$270,000	\$0	\$0	\$67,500	\$0	\$337,500

Funding Programs			
<b>Category 1</b>	Preventative Maintenance and Rehabilitation	<b>Category 5</b>	Congestion Mitigation and Air Quality
<b>Category 2</b>	Metropolitan and Urban Corridors	<b>Category 6</b>	Structures Replacement and Rehabilitation
<b>Category 3</b>	Non-Traditional and Local Funding	<b>Category 7</b>	Metropolitan Mobility and Rehabilitation
<b>Category 4</b>	Statewide Connectivity	<b>Category 8</b>	Safety
<b>Category 9</b>	Transportation Alternatives Set Aside	<b>Category 10</b>	Supplemental Transportation Programs
<b>Category 11</b>	District Discretionary	<b>Category 12</b>	Strategic Priority/Texas Clear Lanes

District	County	CSJ	Roadway	Phase	City	Sponsor	Fiscal Year	Year of Expenditure
Austin	Travis	0914-00-425	VA	C		CAMPO	2025	\$4,000,000

Limits (From): N/A

MPO ID: 71-00010-00

Limits (To): N/A

Revision: 11/1/2024

Description: Implementation of the Regional Transportation Demand Management (TDM) Program.

History:

Remarks: 1,000,000 Transportation Development Credits

Project Cost Information		Authorized Funding by Category/Share						
		Category	Federal	State	Regional	Local	LC	Total
Preliminary Engineering:	\$0							
Right-of-Way:	\$0	1	\$0	\$0	\$0	\$0	\$0	\$0
Construction:	\$4,000,000	2	\$0	\$0	\$0	\$0	\$0	\$0
Construction Engineering:	\$0	3	\$0	\$0	\$0	\$0	\$0	\$0
Contingencies:	\$0	4	\$0	\$0	\$0	\$0	\$0	\$0
Indirects:	\$0	5	\$0	\$0	\$0	\$0	\$0	\$0
Bond Financing:	\$0	6	\$0	\$0	\$0	\$0	\$0	\$0
Potential Change Orders:	\$0	7	\$0	\$0	\$0	\$0	\$0	\$0
Total Cost:	\$4,000,000	8	\$0	\$0	\$0	\$0	\$0	\$0
Cost of Approved Phases:	\$4,000,000	9	\$0	\$0	\$0	\$0	\$0	\$0
		10	\$4,000,000	\$0	\$0	\$0	\$0	\$4,000,000
PM 1: Safety	<input checked="" type="checkbox"/>	11	\$0	\$0	\$0	\$0	\$0	\$0
PM 2: Pavement Condition	<input type="checkbox"/>	12	\$0	\$0	\$0	\$0	\$0	\$0
PM 3: System Performance	<input checked="" type="checkbox"/>	Total	\$4,000,000	\$0	\$0	\$0	\$0	\$4,000,000

Funding Programs			
<b>Category 1</b>	Preventative Maintenance and Rehabilitation	<b>Category 5</b>	Congestion Mitigation and Air Quality
<b>Category 2</b>	Metropolitan and Urban Corridors	<b>Category 6</b>	Structures Replacement and Rehabilitation
<b>Category 3</b>	Non-Traditional and Local Funding	<b>Category 7</b>	Metropolitan Mobility and Rehabilitation
<b>Category 4</b>	Statewide Connectivity	<b>Category 8</b>	Safety
<b>Category 9</b>	Transportation Alternatives Set Aside	<b>Category 10</b>	Supplemental Transportation Programs
		<b>Category 11</b>	District Discretionary
		<b>Category 12</b>	Strategic Priority/Texas Clear Lanes

District	County	CSJ	Roadway	Phase	City	Sponsor	Fiscal Year	Year of Expenditure
Austin	Williamson	0000-00-000	Corridor A2	E,R,C		Williamson County	2026	\$42,100,000

**Limits (From):** FM 973

**MPO ID:** 61-00103-00

**Limits (To):** CR 406

**Revision:** 2/1/2025

**Description:** Construct new 2-lane roadway with continuous left-turn lane.

**History:**

**Remarks:** LC includes the total amount authorized by the County Road Bond and TANS.

Project Cost Information		Authorized Funding by Category/Share						
		Category	Federal	State	Regional	Local	LC	Total
Preliminary Engineering:	\$2,191,932							
Right-of-Way:	\$12,600,000	1	\$0	\$0	\$0	\$0	\$0	\$0
Construction:	\$19,788,000	2	\$0	\$0	\$0	\$0	\$0	\$0
Construction Engineering:	\$1,300,000	3	\$0	\$0	\$0	\$0	\$42,100,000	\$42,100,000
Contingencies:	\$3,300,000	4	\$0	\$0	\$0	\$0	\$0	\$0
Indirects:	\$2,872,559	5	\$0	\$0	\$0	\$0	\$0	\$0
Bond Financing:	\$0	6	\$0	\$0	\$0	\$0	\$0	\$0
Potential Change Orders:	\$0	7	\$0	\$0	\$0	\$0	\$0	\$0
Total Cost:	\$42,052,491	8	\$0	\$0	\$0	\$0	\$0	\$0
Cost of Approved Phases:	\$42,100,000	9	\$0	\$0	\$0	\$0	\$0	\$0
<b>Performance Measures</b>		10	\$0	\$0	\$0	\$0	\$0	\$0
PM 1: Safety	<input type="checkbox"/>	11	\$0	\$0	\$0	\$0	\$0	\$0
PM 2: Pavement Condition	<input checked="" type="checkbox"/>	12	\$0	\$0	\$0	\$0	\$0	\$0
PM 3: System Performance	<input checked="" type="checkbox"/>	Total	\$0	\$0	\$0	\$0	\$42,100,000	\$42,100,000

Funding Programs			
<b>Category 1</b>	Preventative Maintenance and Rehabilitation	<b>Category 5</b>	Congestion Mitigation and Air Quality
<b>Category 2</b>	Metropolitan and Urban Corridors	<b>Category 6</b>	Structures Replacement and Rehabilitation
<b>Category 3</b>	Non-Traditional and Local Funding	<b>Category 7</b>	Metropolitan Mobility and Rehabilitation
<b>Category 4</b>	Statewide Connectivity	<b>Category 8</b>	Safety
<b>Category 9</b>	Transportation Alternatives Set Aside	<b>Category 10</b>	Supplemental Transportation Programs
		<b>Category 11</b>	District Discretionary
		<b>Category 12</b>	Strategic Priority/Texas Clear Lanes

District	County	CSJ	Roadway	Phase	City	Sponsor	Fiscal Year	Year of Expenditure
Austin	Hays	0914-33-076	FM 150	C	City of Kyle	Hays County	2026	\$22,666,827

**Limits (From):** Burleson Street

**MPO ID:** 41-00196-00

**Limits (To):** Kohlers Crossing

**Revision:** 7/1/2024

**Description:** Relocation of the UP Rail-Siding in downtown Kyle where it crosses FM 150 to north of FM 1626.

**History:**

**Remarks:** 3,802,358 awarded in TDC. Moved out from FY 2024 to FY 2026.

Project Cost Information		Authorized Funding by Category/Share						
		Category	Federal	State	Regional	Local	LC	Total
Preliminary Engineering:	\$906,712							
Right-of-Way:	\$2,034,601	1	\$0	\$0	\$0	\$0	\$0	\$0
Construction:	\$22,666,827	2	\$0	\$0	\$0	\$0	\$0	\$0
Construction Engineering:	\$930,768	3	\$0	\$0	\$0	\$0	\$7,457,793	\$7,457,793
Contingencies:	\$901,276	4	\$0	\$0	\$0	\$0	\$0	\$0
Indirects:	\$536,625	5	\$0	\$0	\$0	\$0	\$0	\$0
Bond Financing:	\$0	6	\$0	\$0	\$0	\$0	\$0	\$0
Potential Change Orders:	\$0	7	\$15,209,034	\$0	\$0	\$0	\$0	\$15,209,034
Total Cost:	\$27,976,809	8	\$0	\$0	\$0	\$0	\$0	\$0
Cost of Approved Phases:	\$22,666,827	9	\$0	\$0	\$0	\$0	\$0	\$0
<b>Performance Measures</b>		10	\$0	\$0	\$0	\$0	\$0	\$0
PM 1: Safety	<input checked="" type="checkbox"/>	11	\$0	\$0	\$0	\$0	\$0	\$0
PM 2: Pavement Condition	<input type="checkbox"/>	12	\$0	\$0	\$0	\$0	\$0	\$0
PM 3: System Performance	<input checked="" type="checkbox"/>	Total	\$15,209,034	\$0	\$0	\$0	\$7,457,793	\$22,666,827

Funding Programs			
<b>Category 1</b>	Preventative Maintenance and Rehabilitation	<b>Category 5</b>	Congestion Mitigation and Air Quality
<b>Category 2</b>	Metropolitan and Urban Corridors	<b>Category 6</b>	Structures Replacement and Rehabilitation
<b>Category 3</b>	Non-Traditional and Local Funding	<b>Category 7</b>	Metropolitan Mobility and Rehabilitation
<b>Category 4</b>	Statewide Connectivity	<b>Category 8</b>	Safety
		<b>Category 9</b>	Transportation Alternatives Set Aside
		<b>Category 10</b>	Supplemental Transportation Programs
		<b>Category 11</b>	District Discretionary
		<b>Category 12</b>	Strategic Priority/Texas Clear Lanes

District	County	CSJ	Roadway	Phase	City	Sponsor	Fiscal Year	Year of Expenditure
Austin	Williamson	0914-05-222	Hero Way	C		Williamson County	2026	\$38,650,000

**Limits (From):** 183A

**MPO ID:** 61-00109-00

**Limits (To):** RM 2243

**Revision:** 2/1/2025

**Description:** Reconstruct 2-Lane undivided roadway to 2 travel lanes with continuous left-turn lane, and extend existing Hero Way to RM 2243.

**History:**

**Remarks:** Related to CSJ 2103-01-040

Project Cost Information		Authorized Funding by Category/Share						
		Category	Federal	State	Regional	Local	LC	Total
Preliminary Engineering:	\$1,825,461							
Right-of-Way:	\$0	1	\$0	\$0	\$0	\$0	\$0	\$0
Construction:	\$38,650,000	2	\$0	\$0	\$0	\$0	\$0	\$0
Construction Engineering:	\$1,758,403	3	\$0	\$0	\$0	\$0	\$13,650,000	\$13,650,000
Contingencies:	\$1,467,269	4	\$0	\$0	\$0	\$0	\$0	\$0
Indirects:	\$1,080,375	5	\$0	\$0	\$0	\$0	\$0	\$0
Bond Financing:	\$0	6	\$0	\$0	\$0	\$0	\$0	\$0
Potential Change Orders:	\$0	7	\$0	\$0	\$0	\$0	\$0	\$0
Total Cost:	\$44,781,508	8	\$0	\$0	\$0	\$0	\$0	\$0
Cost of Approved Phases:	\$38,650,000	9	\$0	\$0	\$0	\$0	\$0	\$0
		10	\$20,000,000	\$5,000,000	\$0	\$0	\$0	\$25,000,000
<b>Performance Measures</b>								
PM 1: Safety <input checked="" type="checkbox"/>		11	\$0	\$0	\$0	\$0	\$0	\$0
PM 2: Pavement Condition <input checked="" type="checkbox"/>		12	\$0	\$0	\$0	\$0	\$0	\$0
PM 3: System Performance <input checked="" type="checkbox"/>		Total	\$20,000,000	\$5,000,000	\$0	\$0	\$13,650,000	\$38,650,000

Funding Programs			
<b>Category 1</b>	Preventative Maintenance and Rehabilitation	<b>Category 5</b>	Congestion Mitigation and Air Quality
<b>Category 2</b>	Metropolitan and Urban Corridors	<b>Category 6</b>	Structures Replacement and Rehabilitation
<b>Category 3</b>	Non-Traditional and Local Funding	<b>Category 7</b>	Metropolitan Mobility and Rehabilitation
<b>Category 4</b>	Statewide Connectivity	<b>Category 8</b>	Safety
		<b>Category 9</b>	Transportation Alternatives Set Aside
		<b>Category 10</b>	Supplemental Transportation Programs
		<b>Category 11</b>	District Discretionary
		<b>Category 12</b>	Strategic Priority/Texas Clear Lanes



District	County	CSJ	Roadway	Phase	City	Sponsor	Fiscal Year	Year of Expenditure
Austin	Travis	0015-13-388	IH 35	E	City of Austin	TxDOT	2026	\$218,673,017

**Limits (From):** US 290E

**MPO ID:** 51-00189-00

**Limits (To):** US 290W/SH 71

**Revision:** 11/1/2024

**Description:** Reconstruct IH-35 from US 290E to US 290W/SH 71, add 2 northbound (NB) and 2 southbound (SB) non-tolled managed lanes from 51st to US290W/SH71, add 1 NB and 1 SB non-tolled managed lanes from US 290E to 51st St., add 1 NB and SB frontage road (FR) lane between 32nd St. and 15th St., add 1 SB FR Lane between 8th St. and 5th St., construct bypass lanes, rail/ped bridges and structural retrofit, drainage, SUP, and reconstruct intersections, ramps, general purpose lanes and frontage

**History:**  
**Remarks:** This is the controlling CSJ for the IH-35 Capital Express - Central project. All project costs, funding, scope, and phases are distributed within the breakout projects. Category 3 funding is SW PE.

Project Cost Information		Authorized Funding by Category/Share						
		Category	Federal	State	Regional	Local	LC	Total
Preliminary Engineering:	\$218,673,017							
Right-of-Way:	\$161,392,500	1	\$0	\$0	\$0	\$0	\$0	\$0
Construction:	\$4,561,055,000	2	\$0	\$0	\$0	\$0	\$0	\$0
Construction Engineering:	\$272,292,661	3	\$0	\$218,673,017	\$0	\$0	\$0	\$218,673,017
Contingencies:	\$282,833,241	4	\$0	\$0	\$0	\$0	\$0	\$0
Indirects:	\$129,418,724	5	\$0	\$0	\$0	\$0	\$0	\$0
Bond Financing:	\$0	6	\$0	\$0	\$0	\$0	\$0	\$0
Potential Change Orders:	\$0	7	\$0	\$0	\$0	\$0	\$0	\$0
Total Cost:	\$5,625,665,143	8	\$0	\$0	\$0	\$0	\$0	\$0
Cost of Approved Phases:	\$218,673,017	9	\$0	\$0	\$0	\$0	\$0	\$0
<b>Performance Measures</b>		10	\$0	\$0	\$0	\$0	\$0	\$0
PM 1: Safety	<input checked="" type="checkbox"/>	11	\$0	\$0	\$0	\$0	\$0	\$0
PM 2: Pavement Condition	<input checked="" type="checkbox"/>	12	\$0	\$0	\$0	\$0	\$0	\$0
PM 3: System Performance	<input checked="" type="checkbox"/>	Total	\$0	\$218,673,017	\$0	\$0	\$0	\$218,673,017

Funding Programs			
<b>Category 1</b>	Preventative Maintenance and Rehabilitation	<b>Category 5</b>	Congestion Mitigation and Air Quality
<b>Category 2</b>	Metropolitan and Urban Corridors	<b>Category 6</b>	Structures Replacement and Rehabilitation
<b>Category 3</b>	Non-Traditional and Local Funding	<b>Category 7</b>	Metropolitan Mobility and Rehabilitation
<b>Category 4</b>	Statewide Connectivity	<b>Category 8</b>	Safety
		<b>Category 9</b>	Transportation Alternatives Set Aside
		<b>Category 10</b>	Supplemental Transportation Programs
		<b>Category 11</b>	District Discretionary
		<b>Category 12</b>	Strategic Priority/Texas Clear Lanes

District	County	CSJ	Roadway	Phase	City	Sponsor	Fiscal Year	Year of Expenditure
Austin	Travis	0015-13-423	IH 35	C	City of Austin	TxDOT	2026	\$1,539,000,000

**Limits (From):** 51st St.

**MPO ID:** 51-00189-01

**Limits (To):** Martin Luther King Jr. Blvd.

**Revision:** 2/1/2025

**Description:** Reconstruct IH-35 to add 2 northbound (NB) and 2 southbound (SB) non-tolled managed lanes, add 1 NB and 1 SB frontage road lane between 32nd St. and MLK Blvd., construct bypass lanes, rail road bridge, structures, drainage, shared use paths, and reconstruct intersections, ramps, general purpose lanes and frontage roads.

**History:**

**Remarks:** Breakout of 0015-13-388. Linked with 0015-13-441

Project Cost Information		Authorized Funding by Category/Share						
		Category	Federal	State	Regional	Local	LC	Total
Preliminary Engineering:	\$71,505,000							
Right-of-Way:	\$382,017,500	1	\$0	\$0	\$0	\$0	\$0	\$0
Construction:	\$1,539,000,000	2	\$298,403,075	\$74,600,769	\$0	\$0	\$0	\$373,003,844
Construction Engineering:	\$93,433,200	3	\$0	\$0	\$0	\$0	\$89,000,000	\$89,000,000
Contingencies:	\$99,312,500	4	\$145,743,959	\$36,435,990	\$0	\$0	\$0	\$182,179,949
Indirects:	\$46,081,000	5	\$0	\$0	\$0	\$0	\$0	\$0
Bond Financing:	\$0	6	\$0	\$0	\$0	\$0	\$0	\$0
Potential Change Orders:	\$0	7	\$3,200,000	\$800,000	\$0	\$0	\$0	\$4,000,000
Total Cost:	\$2,231,349,200	8	\$0	\$0	\$0	\$0	\$0	\$0
Cost of Approved Phases:	\$1,539,000,000	9	\$0	\$0	\$0	\$0	\$0	\$0
		10	\$0	\$0	\$0	\$0	\$0	\$0
		11	\$0	\$0	\$0	\$0	\$0	\$0
		12	\$712,652,965	\$178,163,242	\$0	\$0	\$0	\$890,816,207
		Total	\$1,159,999,999	\$290,000,001	\$0	\$0	\$89,000,000	\$1,539,000,000
Performance Measures								
PM 1: Safety	<input checked="" type="checkbox"/>							
PM 2: Pavement Condition	<input checked="" type="checkbox"/>							
PM 3: System Performance	<input checked="" type="checkbox"/>							

Funding Programs			
<b>Category 1</b>	Preventative Maintenance and Rehabilitation	<b>Category 5</b>	Congestion Mitigation and Air Quality
<b>Category 2</b>	Metropolitan and Urban Corridors	<b>Category 6</b>	Structures Replacement and Rehabilitation
<b>Category 3</b>	Non-Traditional and Local Funding	<b>Category 7</b>	Metropolitan Mobility and Rehabilitation
<b>Category 4</b>	Statewide Connectivity	<b>Category 8</b>	Safety
		<b>Category 9</b>	Transportation Alternatives Set Aside
		<b>Category 10</b>	Supplemental Transportation Programs
		<b>Category 11</b>	District Discretionary
		<b>Category 12</b>	Strategic Priority/Texas Clear Lanes

District	County	CSJ	Roadway	Phase	City	Sponsor	Fiscal Year	Year of Expenditure
Austin	Travis	0015-13-441	IH 35	C	City of Austin	TxDOT	2026	\$220,000,000

**Limits (From):** US 290E

**MPO ID:** 51-00189-09

**Limits (To):** 51st St.

**Revision:** 7/1/2024

**Description:** Reconstruct IH-35, add 1 northbound and 1 southbound non-tolled managed lanes, construct bypass lanes, structures, drainage, shared use paths, and reconstruct intersections, ramps, general purpose lanes and frontage roads.

**History:**

**Remarks:** Breakout project from CSJ 0015-13-388

Project Cost Information		Authorized Funding by Category/Share						
		Category	Federal	State	Regional	Local	LC	Total
Preliminary Engineering:	\$10,605,324							
Right-of-Way:	\$76,579,000	1	\$0	\$0	\$0	\$0	\$0	\$0
Construction:	\$220,000,000	2	\$0	\$0	\$0	\$0	\$0	\$0
Construction Engineering:	\$12,726,389	3	\$0	\$0	\$0	\$0	\$0	\$0
Contingencies:	\$12,731,481	4	\$0	\$0	\$0	\$0	\$0	\$0
Indirects:	\$6,276,620	5	\$0	\$0	\$0	\$0	\$0	\$0
Bond Financing:	\$0	6	\$0	\$0	\$0	\$0	\$0	\$0
Potential Change Orders:	\$0	7	\$0	\$0	\$0	\$0	\$0	\$0
Total Cost:	\$338,918,815	8	\$0	\$0	\$0	\$0	\$0	\$0
Cost of Approved Phases:	\$220,000,000	9	\$0	\$0	\$0	\$0	\$0	\$0
<b>Performance Measures</b>		10	\$0	\$0	\$0	\$0	\$0	\$0
PM 1: Safety	<input checked="" type="checkbox"/>	11	\$0	\$0	\$0	\$0	\$0	\$0
PM 2: Pavement Condition	<input checked="" type="checkbox"/>	12	\$176,000,000	\$44,000,000	\$0	\$0	\$0	\$220,000,000
PM 3: System Performance	<input checked="" type="checkbox"/>	Total	\$176,000,000	\$44,000,000	\$0	\$0	\$0	\$220,000,000

Funding Programs			
<b>Category 1</b>	Preventative Maintenance and Rehabilitation	<b>Category 5</b>	Congestion Mitigation and Air Quality
<b>Category 2</b>	Metropolitan and Urban Corridors	<b>Category 6</b>	Structures Replacement and Rehabilitation
<b>Category 3</b>	Non-Traditional and Local Funding	<b>Category 7</b>	Metropolitan Mobility and Rehabilitation
<b>Category 4</b>	Statewide Connectivity	<b>Category 8</b>	Safety
		<b>Category 9</b>	Transportation Alternatives Set Aside
		<b>Category 10</b>	Supplemental Transportation Programs
		<b>Category 11</b>	District Discretionary
		<b>Category 12</b>	Strategic Priority/Texas Clear Lanes

District	County	CSJ	Roadway	Phase	City	Sponsor	Fiscal Year	Year of Expenditure
Austin	Travis	0015-13-442	IH 35	C	City of Austin	TxDOT	2026	\$1,567,428,378

**Limits (From):** Martin Luther King Jr. Blvd.

**MPO ID:** 51-00189-10

**Limits (To):** Holly Street.

**Revision:** 2/1/2025

**Description:** Reconstruct IH-35, add 2 northbound and 2 southbound non-toll managed lanes, add 1 northbound frontage road and 1 southbound frontage road between MLK Blvd and 15th St, add 1 southbound frontage road between 8th St. and 5th St., construct bypass lane, structures, railroad bridge, drainage, shared use paths, and reconstruct intersection, ramps, general purpose lanes and frontage roads.

**History:**

**Remarks:** Breakout project from CSJ 0015-13-388.

Project Cost Information		Authorized Funding by Category/Share						
		Category	Federal	State	Regional	Local	LC	Total
Preliminary Engineering:	\$75,559,481							
Right-of-Way:	\$35,550,000	1	\$0	\$0	\$0	\$0	\$0	\$0
Construction:	\$1,567,428,378	2	\$32,720,000	\$8,180,000	\$0	\$0	\$0	\$40,900,000
Construction Engineering:	\$90,671,378	3	\$0	\$0	\$0	\$0	\$85,000,000	\$85,000,000
Contingencies:	\$90,707,661	4	\$1,614,271	\$403,568	\$0	\$0	\$0	\$2,017,839
Indirects:	\$44,718,877	5	\$0	\$0	\$0	\$0	\$0	\$0
Bond Financing:	\$0	6	\$0	\$0	\$0	\$0	\$0	\$0
Potential Change Orders:	\$0	7	\$0	\$0	\$0	\$0	\$0	\$0
Total Cost:	\$1,904,635,775	8	\$0	\$0	\$0	\$0	\$0	\$0
Cost of Approved Phases:	\$1,567,428,378	9	\$0	\$0	\$0	\$0	\$0	\$0
		10	\$0	\$0	\$0	\$0	\$0	\$0
		11	\$0	\$0	\$0	\$0	\$0	\$0
		12	\$1,151,608,431	\$287,902,108	\$0	\$0	\$0	\$1,439,510,539
		Total	\$1,185,942,702	\$296,485,676	\$0	\$0	\$85,000,000	\$1,567,428,378
Performance Measures								
PM 1: Safety	<input checked="" type="checkbox"/>							
PM 2: Pavement Condition	<input checked="" type="checkbox"/>							
PM 3: System Performance	<input checked="" type="checkbox"/>							

Funding Programs			
<b>Category 1</b>	Preventative Maintenance and Rehabilitation	<b>Category 5</b>	Congestion Mitigation and Air Quality
<b>Category 2</b>	Metropolitan and Urban Corridors	<b>Category 6</b>	Structures Replacement and Rehabilitation
<b>Category 3</b>	Non-Traditional and Local Funding	<b>Category 7</b>	Metropolitan Mobility and Rehabilitation
<b>Category 4</b>	Statewide Connectivity	<b>Category 8</b>	Safety
		<b>Category 9</b>	Transportation Alternatives Set Aside
		<b>Category 10</b>	Supplemental Transportation Programs
		<b>Category 11</b>	District Discretionary
		<b>Category 12</b>	Strategic Priority/Texas Clear Lanes

District	County	CSJ	Roadway	Phase	City	Sponsor	Fiscal Year	Year of Expenditure
Austin	Travis	0015-13-452	IH 35	C	City of Austin	TxDOT	2026	\$25,000,000

**Limits (From):** US 290 East

**MPO ID:** 51-00189-11

**Limits (To):** Holly Street

**Revision:** 2/1/2025

**Description:** Relocate Austin Water facilities that are in conflict with IH 35 Cap Ex Central project including water and waste water lines.

**History:**

**Remarks:** Breakout project from CSJ 0015-13-388

Project Cost Information		Authorized Funding by Category/Share						
		Category	Federal	State	Regional	Local	LC	Total
Preliminary Engineering:	\$0							
Right-of-Way:	\$0	1	\$0	\$0	\$0	\$0	\$0	\$0
Construction:	\$25,000,000	2	\$0	\$0	\$0	\$0	\$0	\$0
Construction Engineering:	\$0	3	\$0	\$0	\$0	\$0	\$0	\$0
Contingencies:	\$0	4	\$22,500,000	\$2,500,000	\$0	\$0	\$0	\$25,000,000
Indirects:	\$0	5	\$0	\$0	\$0	\$0	\$0	\$0
Bond Financing:	\$0	6	\$0	\$0	\$0	\$0	\$0	\$0
Potential Change Orders:	\$0	7	\$0	\$0	\$0	\$0	\$0	\$0
Total Cost:	\$25,000,000	8	\$0	\$0	\$0	\$0	\$0	\$0
Cost of Approved Phases:	\$25,000,000	9	\$0	\$0	\$0	\$0	\$0	\$0
<b>Performance Measures</b>		10	\$0	\$0	\$0	\$0	\$0	\$0
PM 1: Safety	<input type="checkbox"/>	11	\$0	\$0	\$0	\$0	\$0	\$0
PM 2: Pavement Condition	<input type="checkbox"/>	12	\$0	\$0	\$0	\$0	\$0	\$0
PM 3: System Performance	<input type="checkbox"/>	Total	\$22,500,000	\$2,500,000	\$0	\$0	\$0	\$25,000,000

Funding Programs			
<b>Category 1</b>	Preventative Maintenance and Rehabilitation	<b>Category 5</b>	Congestion Mitigation and Air Quality
<b>Category 2</b>	Metropolitan and Urban Corridors	<b>Category 6</b>	Structures Replacement and Rehabilitation
<b>Category 3</b>	Non-Traditional and Local Funding	<b>Category 7</b>	Metropolitan Mobility and Rehabilitation
<b>Category 4</b>	Statewide Connectivity	<b>Category 8</b>	Safety
<b>Category 9</b>	Transportation Alternatives Set Aside	<b>Category 10</b>	Supplemental Transportation Programs
		<b>Category 11</b>	District Discretionary
		<b>Category 12</b>	Strategic Priority/Texas Clear Lanes

District	County	CSJ	Roadway	Phase	City	Sponsor	Fiscal Year	Year of Expenditure
Austin	Travis	2100-01-065	RM 2222	C	City of Austin	TxDOT	2026	\$4,700,000

**Limits (From):** At SL 360

**MPO ID:** 51-00233-01

**Limits (To):**

**Revision:** 2/1/2025

**Description:** Construct diverging diamond intersection.

**History:**

**Remarks:** Associated with CSJ 0113-13-168

Project Cost Information		Authorized Funding by Category/Share						
		Category	Federal	State	Regional	Local	LC	Total
Preliminary Engineering:	\$293,391							
Right-of-Way:	\$0	1	\$0	\$0	\$0	\$0	\$0	\$0
Construction:	\$4,700,000	2	\$3,760,000	\$940,000	\$0	\$0	\$0	\$4,700,000
Construction Engineering:	\$348,476	3	\$0	\$0	\$0	\$0	\$0	\$0
Contingencies:	\$439,413	4	\$0	\$0	\$0	\$0	\$0	\$0
Indirects:	\$173,639	5	\$0	\$0	\$0	\$0	\$0	\$0
Bond Financing:	\$0	6	\$0	\$0	\$0	\$0	\$0	\$0
Potential Change Orders:	\$0	7	\$0	\$0	\$0	\$0	\$0	\$0
Total Cost:	\$5,954,919	8	\$0	\$0	\$0	\$0	\$0	\$0
Cost of Approved Phases:	\$4,700,000	9	\$0	\$0	\$0	\$0	\$0	\$0
<b>Performance Measures</b>		10	\$0	\$0	\$0	\$0	\$0	\$0
PM 1: Safety	<input checked="" type="checkbox"/>	11	\$0	\$0	\$0	\$0	\$0	\$0
PM 2: Pavement Condition	<input checked="" type="checkbox"/>	12	\$0	\$0	\$0	\$0	\$0	\$0
PM 3: System Performance	<input checked="" type="checkbox"/>	Total	\$3,760,000	\$940,000	\$0	\$0	\$0	\$4,700,000

Funding Programs			
<b>Category 1</b>	Preventative Maintenance and Rehabilitation	<b>Category 5</b>	Congestion Mitigation and Air Quality
<b>Category 2</b>	Metropolitan and Urban Corridors	<b>Category 6</b>	Structures Replacement and Rehabilitation
<b>Category 3</b>	Non-Traditional and Local Funding	<b>Category 7</b>	Metropolitan Mobility and Rehabilitation
<b>Category 4</b>	Statewide Connectivity	<b>Category 8</b>	Safety
<b>Category 9</b>	Transportation Alternatives Set Aside	<b>Category 10</b>	Supplemental Transportation Programs
<b>Category 11</b>	District Discretionary	<b>Category 12</b>	Strategic Priority/Texas Clear Lanes

District	County	CSJ	Roadway	Phase	City	Sponsor	Fiscal Year	Year of Expenditure
Austin	Williamson	2103-01-040	RM 2243	C		Williamson County	2026	\$0

**Limits (From):** West of Hero Way

**MPO ID:** 61-00109-01

**Limits (To):** 0.199 Miles West of Escalera Parkway

**Revision:** 2/1/2025

**Description:** Realign and reconstruct 2-lane undivided roadway to 2 travel lanes and continuous left turn lane.

**History:**

**Remarks:** Project removed from the TIP. No longer funded for construction.

Project Cost Information		Authorized Funding by Category/Share						
		Category	Federal	State	Regional	Local	LC	Total
Preliminary Engineering:	\$233,136							
Right-of-Way:	\$0	1	\$0	\$0	\$0	\$0	\$0	\$0
Construction:	\$7,000,000	2	\$0	\$0	\$0	\$0	\$0	\$0
Construction Engineering:	\$224,572	3	\$0	\$0	\$0	\$0	\$0	\$0
Contingencies:	\$187,390	4	\$0	\$0	\$0	\$0	\$0	\$0
Indirects:	\$137,979	5	\$0	\$0	\$0	\$0	\$0	\$0
Bond Financing:	\$0	6	\$0	\$0	\$0	\$0	\$0	\$0
Potential Change Orders:	\$0	7	\$0	\$0	\$0	\$0	\$0	\$0
Total Cost:	\$7,783,077	8	\$0	\$0	\$0	\$0	\$0	\$0
Cost of Approved Phases:	\$0	9	\$0	\$0	\$0	\$0	\$0	\$0
<b>Performance Measures</b>		10	\$0	\$0	\$0	\$0	\$0	\$0
PM 1: Safety	<input checked="" type="checkbox"/>	11	\$0	\$0	\$0	\$0	\$0	\$0
PM 2: Pavement Condition	<input checked="" type="checkbox"/>	12	\$0	\$0	\$0	\$0	\$0	\$0
PM 3: System Performance	<input checked="" type="checkbox"/>	Total	\$0	\$0	\$0	\$0	\$0	\$0

Funding Programs			
<b>Category 1</b>	Preventative Maintenance and Rehabilitation	<b>Category 5</b>	Congestion Mitigation and Air Quality
<b>Category 2</b>	Metropolitan and Urban Corridors	<b>Category 6</b>	Structures Replacement and Rehabilitation
<b>Category 3</b>	Non-Traditional and Local Funding	<b>Category 7</b>	Metropolitan Mobility and Rehabilitation
<b>Category 4</b>	Statewide Connectivity	<b>Category 8</b>	Safety
<b>Category 9</b>	Transportation Alternatives Set Aside	<b>Category 10</b>	Supplemental Transportation Programs
<b>Category 11</b>	District Discretionary	<b>Category 12</b>	Strategic Priority/Texas Clear Lanes

District	County	CSJ	Roadway	Phase	City	Sponsor	Fiscal Year	Year of Expenditure
Austin	Williamson	2103-01-036	RM 2243 (Leander Rd)	C	City of Georgetown	City of Georgetown	2026	\$17,791,407

**Limits (From):** SW Bypass

**MPO ID:** 61-00191-00

**Limits (To):** Norwood Drive

**Revision:** 2/1/2025

**Description:** Upgrade from a two-lane to a four-lane divided with center turn lane and new traffic signals and pedestrian improvements

**History:**

**Remarks:**

Project Cost Information		Authorized Funding by Category/Share						
		Category	Federal	State	Regional	Local	LC	Total
Preliminary Engineering:	\$857,976							
Right-of-Way:	\$0	1	\$0	\$0	\$0	\$0	\$0	\$0
Construction:	\$17,791,407	2	\$4,032,000	\$1,008,000	\$0	\$0	\$0	\$5,040,000
Construction Engineering:	\$1,040,077	3	\$0	\$0	\$0	\$0	\$12,751,407	\$12,751,407
Contingencies:	\$1,036,185	4	\$0	\$0	\$0	\$0	\$0	\$0
Indirects:	\$507,782	5	\$0	\$0	\$0	\$0	\$0	\$0
Bond Financing:	\$0	6	\$0	\$0	\$0	\$0	\$0	\$0
Potential Change Orders:	\$0	7	\$0	\$0	\$0	\$0	\$0	\$0
Total Cost:	\$21,233,426	8	\$0	\$0	\$0	\$0	\$0	\$0
Cost of Approved Phases:	\$17,791,407	9	\$0	\$0	\$0	\$0	\$0	\$0
<b>Performance Measures</b>		10	\$0	\$0	\$0	\$0	\$0	\$0
PM 1: Safety	<input checked="" type="checkbox"/>	11	\$0	\$0	\$0	\$0	\$0	\$0
PM 2: Pavement Condition	<input type="checkbox"/>	12	\$0	\$0	\$0	\$0	\$0	\$0
PM 3: System Performance	<input type="checkbox"/>	Total	\$4,032,000	\$1,008,000	\$0	\$0	\$12,751,407	\$17,791,407

Funding Programs			
<b>Category 1</b>	Preventative Maintenance and Rehabilitation	<b>Category 5</b>	Congestion Mitigation and Air Quality
<b>Category 2</b>	Metropolitan and Urban Corridors	<b>Category 6</b>	Structures Replacement and Rehabilitation
<b>Category 3</b>	Non-Traditional and Local Funding	<b>Category 7</b>	Metropolitan Mobility and Rehabilitation
<b>Category 4</b>	Statewide Connectivity	<b>Category 8</b>	Safety
		<b>Category 9</b>	Transportation Alternatives Set Aside
		<b>Category 10</b>	Supplemental Transportation Programs
		<b>Category 11</b>	District Discretionary
		<b>Category 12</b>	Strategic Priority/Texas Clear Lanes



District	County	CSJ	Roadway	Phase	City	Sponsor	Fiscal Year	Year of Expenditure
Austin	Bastrop	0265-03-041	SH 71	C		TxDOT	2026	\$0

**Limits (From):** CR 206 (Colorado Circle)

**MPO ID:** 11-00011-00

**Limits (To):** SH 21

**Revision:** 2/1/2025

**Description:** Construct 4-lane overpass and add 2-lane eastbound and westbound frontage roads.

**History:**

**Remarks:** Project moved out of the TIP

Project Cost Information		Authorized Funding by Category/Share						
		Category	Federal	State	Regional	Local	LC	Total
Preliminary Engineering:	\$0							
Right-of-Way:	\$26,061,910	1	\$0	\$0	\$0	\$0	\$0	\$0
Construction:	\$43,904,000	2	\$0	\$0	\$0	\$0	\$0	\$0
Construction Engineering:	\$0	3	\$0	\$0	\$0	\$0	\$0	\$0
Contingencies:	\$0	4	\$0	\$0	\$0	\$0	\$0	\$0
Indirects:	\$0	5	\$0	\$0	\$0	\$0	\$0	\$0
Bond Financing:	\$0	6	\$0	\$0	\$0	\$0	\$0	\$0
Potential Change Orders:	\$0	7	\$0	\$0	\$0	\$0	\$0	\$0
Total Cost:	\$69,965,910	8	\$0	\$0	\$0	\$0	\$0	\$0
Cost of Approved Phases:	\$0	9	\$0	\$0	\$0	\$0	\$0	\$0
<b>Performance Measures</b>		10	\$0	\$0	\$0	\$0	\$0	\$0
PM 1: Safety	<input checked="" type="checkbox"/>	11	\$0	\$0	\$0	\$0	\$0	\$0
PM 2: Pavement Condition	<input checked="" type="checkbox"/>	12	\$0	\$0	\$0	\$0	\$0	\$0
PM 3: System Performance	<input checked="" type="checkbox"/>	Total	\$0	\$0	\$0	\$0	\$0	\$0

Funding Programs			
<b>Category 1</b>	Preventative Maintenance and Rehabilitation	<b>Category 5</b>	Congestion Mitigation and Air Quality
<b>Category 2</b>	Metropolitan and Urban Corridors	<b>Category 6</b>	Structures Replacement and Rehabilitation
<b>Category 3</b>	Non-Traditional and Local Funding	<b>Category 7</b>	Metropolitan Mobility and Rehabilitation
<b>Category 4</b>	Statewide Connectivity	<b>Category 8</b>	Safety
<b>Category 9</b>	Transportation Alternatives Set Aside	<b>Category 10</b>	Supplemental Transportation Programs
		<b>Category 11</b>	District Discretionary
		<b>Category 12</b>	Strategic Priority/Texas Clear Lanes

District	County	CSJ	Roadway	Phase	City	Sponsor	Fiscal Year	Year of Expenditure
Austin	Travis	0113-13-168	SL 360	C	City of Austin	TxDOT	2026	\$64,500,000

**Limits (From):** At Courtyard Drive

**MPO ID:** 51-00231-00

**Limits (To):**

**Revision:** 2/1/2025

**Description:** Grade separate intersection

**History:**

**Remarks:** Associated with CSJ 2100-01-065

Project Cost Information		Authorized Funding by Category/Share						
		Category	Federal	State	Regional	Local	LC	Total
Preliminary Engineering:	\$3,045,368							
Right-of-Way:	\$0	1	\$0	\$0	\$0	\$0	\$0	\$0
Construction:	\$64,500,000	2	\$42,800,000	\$10,700,000	\$0	\$0	\$0	\$53,500,000
Construction Engineering:	\$3,617,151	3	\$0	\$0	\$0	\$0	\$11,000,000	\$11,000,000
Contingencies:	\$4,561,071	4	\$0	\$0	\$0	\$0	\$0	\$0
Indirects:	\$1,802,360	5	\$0	\$0	\$0	\$0	\$0	\$0
Bond Financing:	\$0	6	\$0	\$0	\$0	\$0	\$0	\$0
Potential Change Orders:	\$0	7	\$0	\$0	\$0	\$0	\$0	\$0
Total Cost:	\$77,525,950	8	\$0	\$0	\$0	\$0	\$0	\$0
Cost of Approved Phases:	\$64,500,000	9	\$0	\$0	\$0	\$0	\$0	\$0
		10	\$0	\$0	\$0	\$0	\$0	\$0
		11	\$0	\$0	\$0	\$0	\$0	\$0
		12	\$0	\$0	\$0	\$0	\$0	\$0
		Total	\$42,800,000	\$10,700,000	\$0	\$0	\$11,000,000	\$64,500,000

Performance Measures	
PM 1: Safety	<input checked="" type="checkbox"/>
PM 2: Pavement Condition	<input checked="" type="checkbox"/>
PM 3: System Performance	<input checked="" type="checkbox"/>

Funding Programs			
<b>Category 1</b>	Preventative Maintenance and Rehabilitation	<b>Category 5</b>	Congestion Mitigation and Air Quality
<b>Category 2</b>	Metropolitan and Urban Corridors	<b>Category 6</b>	Structures Replacement and Rehabilitation
<b>Category 3</b>	Non-Traditional and Local Funding	<b>Category 7</b>	Metropolitan Mobility and Rehabilitation
<b>Category 4</b>	Statewide Connectivity	<b>Category 8</b>	Safety
		<b>Category 9</b>	Transportation Alternatives Set Aside
		<b>Category 10</b>	Supplemental Transportation Programs
		<b>Category 11</b>	District Discretionary
		<b>Category 12</b>	Strategic Priority/Texas Clear Lanes

District	County	CSJ	Roadway	Phase	City	Sponsor	Fiscal Year	Year of Expenditure
Austin	Hays	0000-00-000	VA	E, C	City of San Marcos	City of San Marcos	2026	\$36,819,780

**Limits (From):** IH 35 Northbound Frontage Road

**MPO ID:** 41-00050-00

**Limits (To):** SH 123

**Revision:** 2/1/2025

**Description:** Drainage and street improvements within the Sunset Acres Subdivision.

**History:**

**Remarks:** PROTECT Program

Project Cost Information		Authorized Funding by Category/Share						
		Category	Federal	State	Regional	Local	LC	Total
Preliminary Engineering:	\$3,115,420							
Right-of-Way:	\$0	1	\$0	\$0	\$0	\$0	\$0	\$0
Construction:	\$26,868,165	2	\$0	\$0	\$0	\$0	\$0	\$0
Construction Engineering:	\$1,367,239	3	\$13,875,840	\$0	\$0	\$3,468,960	\$19,474,980	\$36,819,780
Contingencies:	\$5,468,956	4	\$0	\$0	\$0	\$0	\$0	\$0
Indirects:	\$0	5	\$0	\$0	\$0	\$0	\$0	\$0
Bond Financing:	\$0	6	\$0	\$0	\$0	\$0	\$0	\$0
Potential Change Orders:	\$0	7	\$0	\$0	\$0	\$0	\$0	\$0
Total Cost:	\$36,819,780	8	\$0	\$0	\$0	\$0	\$0	\$0
Cost of Approved Phases:	\$36,819,780	9	\$0	\$0	\$0	\$0	\$0	\$0
<b>Performance Measures</b>		10	\$0	\$0	\$0	\$0	\$0	\$0
PM 1: Safety	<input type="checkbox"/>	11	\$0	\$0	\$0	\$0	\$0	\$0
PM 2: Pavement Condition	<input checked="" type="checkbox"/>	12	\$0	\$0	\$0	\$0	\$0	\$0
PM 3: System Performance	<input checked="" type="checkbox"/>	Total	\$13,875,840	\$0	\$0	\$3,468,960	\$19,474,980	\$36,819,780

Funding Programs			
<b>Category 1</b>	Preventative Maintenance and Rehabilitation	<b>Category 5</b>	Congestion Mitigation and Air Quality
<b>Category 2</b>	Metropolitan and Urban Corridors	<b>Category 6</b>	Structures Replacement and Rehabilitation
<b>Category 3</b>	Non-Traditional and Local Funding	<b>Category 7</b>	Metropolitan Mobility and Rehabilitation
<b>Category 4</b>	Statewide Connectivity	<b>Category 8</b>	Safety
<b>Category 9</b>	Transportation Alternatives Set Aside	<b>Category 10</b>	Supplemental Transportation Programs
<b>Category 11</b>	District Discretionary	<b>Category 12</b>	Strategic Priority/Texas Clear Lanes

District	County	CSJ	Roadway	Phase	City	Sponsor	Fiscal Year	Year of Expenditure
Austin	Travis	0914-04-373	VA	C	City of Austin	TxDOT	2026	\$25,000,000

**Limits (From):** Along Colorado River from South Congress Ave.

**MPO ID:** 51-00189-12

**Limits (To):** South 1st St.

**Revision:** 2/1/2025

**Description:** Construct boardwalk extension as mitigation for IH-35 Capital Express Central

**History:**

**Remarks:** Breakout project from CSJ 0015-13-388

Project Cost Information		Authorized Funding by Category/Share						
		Category	Federal	State	Regional	Local	LC	Total
Preliminary Engineering:	\$1,156,831							
Right-of-Way:	\$0	1	\$0	\$0	\$0	\$0	\$0	\$0
Construction:	\$25,000,000	2	\$0	\$0	\$0	\$0	\$0	\$0
Construction Engineering:	\$2,079,935	3	\$0	\$0	\$0	\$0	\$0	\$0
Contingencies:	\$460,648	4	\$0	\$0	\$0	\$0	\$0	\$0
Indirects:	\$684,655	5	\$0	\$0	\$0	\$0	\$0	\$0
Bond Financing:	\$0	6	\$0	\$0	\$0	\$0	\$0	\$0
Potential Change Orders:	\$0	7	\$0	\$0	\$0	\$0	\$0	\$0
Total Cost:	\$29,382,069	8	\$0	\$0	\$0	\$0	\$0	\$0
Cost of Approved Phases:	\$25,000,000	9	\$0	\$0	\$0	\$0	\$0	\$0
		10	\$0	\$0	\$0	\$0	\$0	\$0
		11	\$0	\$0	\$0	\$0	\$0	\$0
		12	\$20,000,000	\$5,000,000	\$0	\$0	\$0	\$25,000,000
		Total	\$20,000,000	\$5,000,000	\$0	\$0	\$0	\$25,000,000

Performance Measures	
PM 1: Safety	<input checked="" type="checkbox"/>
PM 2: Pavement Condition	<input type="checkbox"/>
PM 3: System Performance	<input type="checkbox"/>

Funding Programs			
<b>Category 1</b>	Preventative Maintenance and Rehabilitation	<b>Category 5</b>	Congestion Mitigation and Air Quality
<b>Category 2</b>	Metropolitan and Urban Corridors	<b>Category 6</b>	Structures Replacement and Rehabilitation
<b>Category 3</b>	Non-Traditional and Local Funding	<b>Category 7</b>	Metropolitan Mobility and Rehabilitation
<b>Category 4</b>	Statewide Connectivity	<b>Category 8</b>	Safety
		<b>Category 9</b>	Transportation Alternatives Set Aside
		<b>Category 10</b>	Supplemental Transportation Programs
		<b>Category 11</b>	District Discretionary
		<b>Category 12</b>	Strategic Priority/Texas Clear Lanes

District	County	CSJ	Roadway	Phase	City	Sponsor	Fiscal Year	Year of Expenditure
Austin	Williamson	0914-05-194	Lakeline Blvd	C	City of Austin	City of Austin	2027	\$21,444,934

**Limits (From):** Parmer Lane

**MPO ID:** 51-00225-00

**Limits (To):** Lyndhurst Blvd.

**Revision:** 7/1/2024

**Description:** Add two additional travel lanes and upgrade bicycle facilities and sidewalks

**History:**

**Remarks:** Refunded and rescheduled 2/12/2024

Project Cost Information		Authorized Funding by Category/Share						
		Category	Federal	State	Regional	Local	LC	Total
Preliminary Engineering:	\$2,280,638							
Right-of-Way:	\$0	1	\$0	\$0	\$0	\$0	\$0	\$0
Construction:	\$21,444,934	2	\$0	\$0	\$0	\$0	\$0	\$0
Construction Engineering:	\$0	3	\$0	\$0	\$0	\$0	\$0	\$0
Contingencies:	\$0	4	\$0	\$0	\$0	\$0	\$0	\$0
Indirects:	\$0	5	\$0	\$0	\$0	\$0	\$0	\$0
Bond Financing:	\$0	6	\$0	\$0	\$0	\$0	\$0	\$0
Potential Change Orders:	\$0	7	\$16,742,551	\$0	\$0	\$4,702,383	\$0	\$21,444,934
Total Cost:	\$23,725,572	8	\$0	\$0	\$0	\$0	\$0	\$0
Cost of Approved Phases:	\$21,444,934	9	\$0	\$0	\$0	\$0	\$0	\$0
<b>Performance Measures</b>		10	\$0	\$0	\$0	\$0	\$0	\$0
PM 1: Safety	<input checked="" type="checkbox"/>	11	\$0	\$0	\$0	\$0	\$0	\$0
PM 2: Pavement Condition	<input checked="" type="checkbox"/>	12	\$0	\$0	\$0	\$0	\$0	\$0
PM 3: System Performance	<input checked="" type="checkbox"/>	Total	\$16,742,551	\$0	\$0	\$4,702,383	\$0	\$21,444,934

Funding Programs			
<b>Category 1</b>	Preventative Maintenance and Rehabilitation	<b>Category 5</b>	Congestion Mitigation and Air Quality
<b>Category 2</b>	Metropolitan and Urban Corridors	<b>Category 6</b>	Structures Replacement and Rehabilitation
<b>Category 3</b>	Non-Traditional and Local Funding	<b>Category 7</b>	Metropolitan Mobility and Rehabilitation
<b>Category 4</b>	Statewide Connectivity	<b>Category 8</b>	Safety
<b>Category 9</b>	Transportation Alternatives Set Aside	<b>Category 10</b>	Supplemental Transportation Programs
		<b>Category 11</b>	District Discretionary
		<b>Category 12</b>	Strategic Priority/Texas Clear Lanes

District	County	CSJ	Roadway	Phase	City	Sponsor	Fiscal Year	Year of Expenditure
Austin	Travis	0440-06-030	SH 130	C	City of Pflugerville	TxDOT	2027	\$51,923,077

**Limits (From):** Gattis School Rd

**MPO ID:** 51-00205-01

**Limits (To):** RM 685

**Revision:** 2/1/2025

**Description:** Widen from 4 to 6 lanes (3 lanes in each direction)

**History:**

**Remarks:**

Project Cost Information		Authorized Funding by Category/Share						
		Category	Federal	State	Regional	Local	LC	Total
Preliminary Engineering:	\$241,000							
Right-of-Way:	\$0	1	\$0	\$0	\$0	\$0	\$0	\$0
Construction:	\$51,923,077	2	\$0	\$0	\$0	\$0	\$0	\$0
Construction Engineering:	\$0	3	\$0	\$0	\$0	\$0	\$51,923,077	\$51,923,077
Contingencies:	\$0	4	\$0	\$0	\$0	\$0	\$0	\$0
Indirects:	\$0	5	\$0	\$0	\$0	\$0	\$0	\$0
Bond Financing:	\$0	6	\$0	\$0	\$0	\$0	\$0	\$0
Potential Change Orders:	\$0	7	\$0	\$0	\$0	\$0	\$0	\$0
Total Cost:	\$52,164,077	8	\$0	\$0	\$0	\$0	\$0	\$0
Cost of Approved Phases:	\$51,923,077	9	\$0	\$0	\$0	\$0	\$0	\$0
<b>Performance Measures</b>		10	\$0	\$0	\$0	\$0	\$0	\$0
PM 1: Safety	<input checked="" type="checkbox"/>	11	\$0	\$0	\$0	\$0	\$0	\$0
PM 2: Pavement Condition	<input checked="" type="checkbox"/>	12	\$0	\$0	\$0	\$0	\$0	\$0
PM 3: System Performance	<input checked="" type="checkbox"/>	Total	\$0	\$0	\$0	\$0	\$51,923,077	\$51,923,077

Funding Programs			
<b>Category 1</b>	Preventative Maintenance and Rehabilitation	<b>Category 5</b>	Congestion Mitigation and Air Quality
<b>Category 2</b>	Metropolitan and Urban Corridors	<b>Category 6</b>	Structures Replacement and Rehabilitation
<b>Category 3</b>	Non-Traditional and Local Funding	<b>Category 7</b>	Metropolitan Mobility and Rehabilitation
<b>Category 4</b>	Statewide Connectivity	<b>Category 8</b>	Safety
		<b>Category 9</b>	Transportation Alternatives Set Aside
		<b>Category 10</b>	Supplemental Transportation Programs
		<b>Category 11</b>	District Discretionary
		<b>Category 12</b>	Strategic Priority/Texas Clear Lanes

District	County	CSJ	Roadway	Phase	City	Sponsor	Fiscal Year	Year of Expenditure
Austin	Travis	0440-05-015	SH 130	C	City of Georgetown	TxDOT	2027	\$250,000,000

**Limits (From):** IH 35

**MPO ID:** 61-00086-01

**Limits (To):** Gattis School Rd

**Revision:** 2/1/2025

**Description:** Widen from 4 to 6 lanes (3 lanes in each direction)

**History:**

**Remarks:**

Project Cost Information		Authorized Funding by Category/Share						
		Category	Federal	State	Regional	Local	LC	Total
Preliminary Engineering:	\$1,200,000							
Right-of-Way:	\$0	1	\$0	\$0	\$0	\$0	\$0	\$0
Construction:	\$250,000,000	2	\$0	\$0	\$0	\$0	\$0	\$0
Construction Engineering:	\$0	3	\$0	\$0	\$0	\$0	\$250,000,000	\$250,000,000
Contingencies:	\$0	4	\$0	\$0	\$0	\$0	\$0	\$0
Indirects:	\$0	5	\$0	\$0	\$0	\$0	\$0	\$0
Bond Financing:	\$0	6	\$0	\$0	\$0	\$0	\$0	\$0
Potential Change Orders:	\$0	7	\$0	\$0	\$0	\$0	\$0	\$0
Total Cost:	\$251,200,000	8	\$0	\$0	\$0	\$0	\$0	\$0
Cost of Approved Phases:	\$250,000,000	9	\$0	\$0	\$0	\$0	\$0	\$0
<b>Performance Measures</b>		10	\$0	\$0	\$0	\$0	\$0	\$0
PM 1: Safety	<input checked="" type="checkbox"/>	11	\$0	\$0	\$0	\$0	\$0	\$0
PM 2: Pavement Condition	<input checked="" type="checkbox"/>	12	\$0	\$0	\$0	\$0	\$0	\$0
PM 3: System Performance	<input checked="" type="checkbox"/>	Total	\$0	\$0	\$0	\$0	\$250,000,000	\$250,000,000

Funding Programs			
<b>Category 1</b>	Preventative Maintenance and Rehabilitation	<b>Category 5</b>	Congestion Mitigation and Air Quality
<b>Category 2</b>	Metropolitan and Urban Corridors	<b>Category 6</b>	Structures Replacement and Rehabilitation
<b>Category 3</b>	Non-Traditional and Local Funding	<b>Category 7</b>	Metropolitan Mobility and Rehabilitation
<b>Category 4</b>	Statewide Connectivity	<b>Category 8</b>	Safety
<b>Category 9</b>	Transportation Alternatives Set Aside	<b>Category 10</b>	Supplemental Transportation Programs
<b>Category 11</b>	District Discretionary	<b>Category 12</b>	Strategic Priority/Texas Clear Lanes

District	County	CSJ	Roadway	Phase	City	Sponsor	Fiscal Year	Year of Expenditure
Austin	Bastrop	0265-03-042	SH 71	C		TxDOT	2027	\$62,527,296

**Limits (From):** At Pope Bend Road

**MPO ID:** 11-00010-00

**Limits (To):**

**Revision:** 2/1/2025

**Description:** Construct 4-lane overpass and add 2-lane eastbound and westbound frontage roads.

**History:**

**Remarks:**

Project Cost Information		Authorized Funding by Category/Share						
		Category	Federal	State	Regional	Local	LC	Total
Preliminary Engineering:	\$2,952,226							
Right-of-Way:	\$5,389,871	1	\$0	\$0	\$0	\$0	\$0	\$0
Construction:	\$62,527,296	2	\$25,010,918	\$6,252,730	\$0	\$0	\$0	\$31,263,648
Construction Engineering:	\$3,506,522	3	\$0	\$0	\$0	\$0	\$0	\$0
Contingencies:	\$4,421,573	4	\$25,010,918	\$6,252,730	\$0	\$0	\$0	\$31,263,648
Indirects:	\$1,747,236	5	\$0	\$0	\$0	\$0	\$0	\$0
Bond Financing:	\$0	6	\$0	\$0	\$0	\$0	\$0	\$0
Potential Change Orders:	\$0	7	\$0	\$0	\$0	\$0	\$0	\$0
Total Cost:	\$80,544,724	8	\$0	\$0	\$0	\$0	\$0	\$0
Cost of Approved Phases:	\$62,527,296	9	\$0	\$0	\$0	\$0	\$0	\$0
<b>Performance Measures</b>		10	\$0	\$0	\$0	\$0	\$0	\$0
PM 1: Safety	<input checked="" type="checkbox"/>	11	\$0	\$0	\$0	\$0	\$0	\$0
PM 2: Pavement Condition	<input checked="" type="checkbox"/>	12	\$0	\$0	\$0	\$0	\$0	\$0
PM 3: System Performance	<input checked="" type="checkbox"/>	Total	\$50,021,836	\$12,505,460	\$0	\$0	\$0	\$62,527,296

Funding Programs			
<b>Category 1</b>	Preventative Maintenance and Rehabilitation	<b>Category 5</b>	Congestion Mitigation and Air Quality
<b>Category 2</b>	Metropolitan and Urban Corridors	<b>Category 6</b>	Structures Replacement and Rehabilitation
<b>Category 3</b>	Non-Traditional and Local Funding	<b>Category 7</b>	Metropolitan Mobility and Rehabilitation
<b>Category 4</b>	Statewide Connectivity	<b>Category 8</b>	Safety
		<b>Category 9</b>	Transportation Alternatives Set Aside
		<b>Category 10</b>	Supplemental Transportation Programs
		<b>Category 11</b>	District Discretionary
		<b>Category 12</b>	Strategic Priority/Texas Clear Lanes



District	County	CSJ	Roadway	Phase	City	Sponsor	Fiscal Year	Year of Expenditure
Austin	Travis	0000-00-000	Barton Springs Road	E,R, C	City of Austin	City of Austin	2028	\$40,000,000

**Limits (From):** Lou Neff

**MPO ID:** 51-00299-00

**Limits (To):** Azie Morton

**Revision:** 2/1/2025

**Description:** Bridge replacement with bicycle and pedestrian accomodations.

**History:**

**Remarks:** FHWA Discretionary Grant Program - Bridge Investement Program award

Project Cost Information		Authorized Funding by Category/Share						
		Category	Federal	State	Regional	Local	LC	Total
Preliminary Engineering:	\$9,670,000							
Right-of-Way:	\$30,000	1	\$0	\$0	\$0	\$0	\$0	\$0
Construction:	\$21,100,000	2	\$0	\$0	\$0	\$0	\$0	\$0
Construction Engineering:	\$1,200,000	3	\$32,000,000	\$0	\$0	\$8,000,000	\$0	\$40,000,000
Contingencies:	\$8,000,000	4	\$0	\$0	\$0	\$0	\$0	\$0
Indirects:	\$0	5	\$0	\$0	\$0	\$0	\$0	\$0
Bond Financing:	\$0	6	\$0	\$0	\$0	\$0	\$0	\$0
Potential Change Orders:	\$0	7	\$0	\$0	\$0	\$0	\$0	\$0
Total Cost:	\$40,000,000	8	\$0	\$0	\$0	\$0	\$0	\$0
Cost of Approved Phases:	\$40,000,000	9	\$0	\$0	\$0	\$0	\$0	\$0
<b>Performance Measures</b>		10	\$0	\$0	\$0	\$0	\$0	\$0
PM 1: Safety	<input checked="" type="checkbox"/>	11	\$0	\$0	\$0	\$0	\$0	\$0
PM 2: Pavement Condition	<input type="checkbox"/>	12	\$0	\$0	\$0	\$0	\$0	\$0
PM 3: System Performance	<input checked="" type="checkbox"/>	Total	\$32,000,000	\$0	\$0	\$8,000,000	\$0	\$40,000,000

Funding Programs			
<b>Category 1</b>	Preventative Maintenance and Rehabilitation	<b>Category 5</b>	Congestion Mitigation and Air Quality
<b>Category 2</b>	Metropolitan and Urban Corridors	<b>Category 6</b>	Structures Replacement and Rehabilitation
<b>Category 3</b>	Non-Traditional and Local Funding	<b>Category 7</b>	Metropolitan Mobility and Rehabilitation
<b>Category 4</b>	Statewide Connectivity	<b>Category 8</b>	Safety
		<b>Category 9</b>	Transportation Alternatives Set Aside
		<b>Category 10</b>	Supplemental Transportation Programs
		<b>Category 11</b>	District Discretionary
		<b>Category 12</b>	Strategic Priority/Texas Clear Lanes

District	County	CSJ	Roadway	Phase	City	Sponsor	Fiscal Year	Year of Expenditure
Austin	Bastrop	0807-05-024	FM 535	C		TxDOT	2028	\$1,120,000

**Limits (From):** Travis County Line

**MPO ID:** 51-00230-01

**Limits (To):** E. of Stoney Point Dr.

**Revision:** 2/1/2025

**Description:** Widen existing two-lane facility to a four-lane divided arterial with 5' bike lanes and 6' sidewalks on both sides.

**History:**

**Remarks:** Associated w/ 0914-04-329 which was refunded and rescheduled on 2/12/2024.

Project Cost Information		Authorized Funding by Category/Share						
		Category	Federal	State	Regional	Local	LC	Total
Preliminary Engineering:	\$52,082							
Right-of-Way:	\$0	1	\$0	\$0	\$0	\$0	\$0	\$0
Construction:	\$1,120,000	2	\$0	\$0	\$0	\$0	\$0	\$0
Construction Engineering:	\$63,136	3	\$0	\$0	\$0	\$0	\$1,120,000	\$1,120,000
Contingencies:	\$62,900	4	\$0	\$0	\$0	\$0	\$0	\$0
Indirects:	\$30,824	5	\$0	\$0	\$0	\$0	\$0	\$0
Bond Financing:	\$0	6	\$0	\$0	\$0	\$0	\$0	\$0
Potential Change Orders:	\$0	7	\$0	\$0	\$0	\$0	\$0	\$0
Total Cost:	\$1,328,942	8	\$0	\$0	\$0	\$0	\$0	\$0
Cost of Approved Phases:	\$1,120,000	9	\$0	\$0	\$0	\$0	\$0	\$0
		10	\$0	\$0	\$0	\$0	\$0	\$0
		11	\$0	\$0	\$0	\$0	\$0	\$0
		12	\$0	\$0	\$0	\$0	\$0	\$0
		Total	\$0	\$0	\$0	\$0	\$1,120,000	\$1,120,000
Performance Measures								
PM 1: Safety	<input checked="" type="checkbox"/>							
PM 2: Pavement Condition	<input checked="" type="checkbox"/>							
PM 3: System Performance	<input checked="" type="checkbox"/>							

Funding Programs			
<b>Category 1</b>	Preventative Maintenance and Rehabilitation	<b>Category 5</b>	Congestion Mitigation and Air Quality
<b>Category 2</b>	Metropolitan and Urban Corridors	<b>Category 6</b>	Structures Replacement and Rehabilitation
<b>Category 3</b>	Non-Traditional and Local Funding	<b>Category 7</b>	Metropolitan Mobility and Rehabilitation
<b>Category 4</b>	Statewide Connectivity	<b>Category 8</b>	Safety
<b>Category 9</b>	Transportation Alternatives Set Aside	<b>Category 10</b>	Supplemental Transportation Programs
<b>Category 11</b>	District Discretionary	<b>Category 12</b>	Strategic Priority/Texas Clear Lanes

District	County	CSJ	Roadway	Phase	City	Sponsor	Fiscal Year	Year of Expenditure
Austin	Travis	1149-01-033	FM 812	C		TxDOT	2028	\$55,871,910

**Limits (From):** 0.02 Miles West of SH 130 Southbound Frontage Road

**MPO ID:** 51-00509-00

**Limits (To):** 0.32 Miles East of Elroy Rd

**Revision:** 2/1/2025

**Description:** Upgrade from a 2-Lane roadway to a 4-Lane divided roadway with a continuous left turn lane, curb and gutter, signals, striping and bicycle and pedestrian facilities.

**History:**

**Remarks:**

Project Cost Information		Authorized Funding by Category/Share						
		Category	Federal	State	Regional	Local	LC	Total
Preliminary Engineering:	\$2,598,149							
Right-of-Way:	\$9,100,000	1	\$0	\$0	\$0	\$0	\$0	\$0
Construction:	\$55,871,910	2	\$22,348,764	\$5,587,191	\$0	\$0	\$0	\$27,935,955
Construction Engineering:	\$3,149,592	3	\$0	\$0	\$0	\$0	\$0	\$0
Contingencies:	\$3,137,806	4	\$0	\$0	\$0	\$0	\$0	\$0
Indirects:	\$1,537,680	5	\$0	\$0	\$0	\$0	\$0	\$0
Bond Financing:	\$0	6	\$0	\$0	\$0	\$0	\$0	\$0
Potential Change Orders:	\$0	7	\$0	\$0	\$0	\$0	\$0	\$0
Total Cost:	\$75,395,137	8	\$0	\$0	\$0	\$0	\$0	\$0
Cost of Approved Phases:	\$55,871,910	9	\$0	\$0	\$0	\$0	\$0	\$0
		10	\$0	\$0	\$0	\$0	\$0	\$0
		11	\$0	\$0	\$0	\$0	\$0	\$0
		12	\$22,348,764	\$5,587,191	\$0	\$0	\$0	\$27,935,955
		Total	\$44,697,528	\$11,174,382	\$0	\$0	\$0	\$55,871,910
Performance Measures								
PM 1: Safety	<input checked="" type="checkbox"/>							
PM 2: Pavement Condition	<input checked="" type="checkbox"/>							
PM 3: System Performance	<input checked="" type="checkbox"/>							

Funding Programs			
<b>Category 1</b>	Preventative Maintenance and Rehabilitation	<b>Category 5</b>	Congestion Mitigation and Air Quality
<b>Category 2</b>	Metropolitan and Urban Corridors	<b>Category 6</b>	Structures Replacement and Rehabilitation
<b>Category 3</b>	Non-Traditional and Local Funding	<b>Category 7</b>	Metropolitan Mobility and Rehabilitation
<b>Category 4</b>	Statewide Connectivity	<b>Category 8</b>	Safety
		<b>Category 9</b>	Transportation Alternatives Set Aside
		<b>Category 10</b>	Supplemental Transportation Programs
		<b>Category 11</b>	District Discretionary
		<b>Category 12</b>	Strategic Priority/Texas Clear Lanes

District	County	CSJ	Roadway	Phase	City	Sponsor	Fiscal Year	Year of Expenditure
Austin	Travis/Bastrop	0914-04-329	Pearce Lane	C		Travis County	2028	\$70,515,000

**Limits (From):** Kellam Road

**MPO ID:** 51-00230-00

**Limits (To):** East of Wolf Lane

**Revision:** 7/1/2024

**Description:** Widen existing two-lane facility to a four-lane divided arterial with bike lanes and sidewalks.

**History:**

**Remarks:** Refunded and rescheduled 2/12/2024. Awarded 17,628,750 TDCs.CSJ 0807-05-024 associated with Bastrop County portion of project.

Project Cost Information		Authorized Funding by Category/Share						
		Category	Federal	State	Regional	Local	LC	Total
Preliminary Engineering:	\$0							
Right-of-Way:	\$0	1	\$0	\$0	\$0	\$0	\$0	\$0
Construction:	\$70,515,000	2	\$0	\$0	\$0	\$0	\$0	\$0
Construction Engineering:	\$0	3	\$0	\$0	\$0	\$0	\$0	\$0
Contingencies:	\$0	4	\$0	\$0	\$0	\$0	\$0	\$0
Indirects:	\$0	5	\$0	\$0	\$0	\$0	\$0	\$0
Bond Financing:	\$0	6	\$0	\$0	\$0	\$0	\$0	\$0
Potential Change Orders:	\$0	7	\$70,515,000	\$0	\$0	\$0	\$0	\$70,515,000
Total Cost:	\$70,515,000	8	\$0	\$0	\$0	\$0	\$0	\$0
Cost of Approved Phases:	\$70,515,000	9	\$0	\$0	\$0	\$0	\$0	\$0
<b>Performance Measures</b>		10	\$0	\$0	\$0	\$0	\$0	\$0
PM 1: Safety	<input checked="" type="checkbox"/>	11	\$0	\$0	\$0	\$0	\$0	\$0
PM 2: Pavement Condition	<input checked="" type="checkbox"/>	12	\$0	\$0	\$0	\$0	\$0	\$0
PM 3: System Performance	<input checked="" type="checkbox"/>	Total	\$70,515,000	\$0	\$0	\$0	\$0	\$70,515,000

Funding Programs			
<b>Category 1</b>	Preventative Maintenance and Rehabilitation	<b>Category 5</b>	Congestion Mitigation and Air Quality
<b>Category 2</b>	Metropolitan and Urban Corridors	<b>Category 6</b>	Structures Replacement and Rehabilitation
<b>Category 3</b>	Non-Traditional and Local Funding	<b>Category 7</b>	Metropolitan Mobility and Rehabilitation
<b>Category 4</b>	Statewide Connectivity	<b>Category 8</b>	Safety
<b>Category 9</b>	Transportation Alternatives Set Aside	<b>Category 10</b>	Supplemental Transportation Programs
		<b>Category 11</b>	District Discretionary
		<b>Category 12</b>	Strategic Priority/Texas Clear Lanes

District	County	CSJ	Roadway	Phase	City	Sponsor	Fiscal Year	Year of Expenditure
Austin	Travis	0113-13-163	SH 71	C	City of Austin	TxDOT	2028	\$17,492,753

**Limits (From):** East of Riverside

**MPO ID:** 51-00186-00

**Limits (To):** US 183

**Revision:** 2/1/2025

**Description:** Construct new 3-lane eastbound frontage road.

**History:**

**Remarks:**

Project Cost Information		Authorized Funding by Category/Share						
		Category	Federal	State	Regional	Local	LC	Total
Preliminary Engineering:	\$481,885							
Right-of-Way:	\$0	1	\$0	\$0	\$0	\$0	\$0	\$0
Construction:	\$17,492,753	2	\$0	\$0	\$0	\$0	\$0	\$0
Construction Engineering:	\$750,363	3	\$0	\$0	\$0	\$0	\$0	\$0
Contingencies:	\$831,011	4	\$0	\$0	\$0	\$0	\$0	\$0
Indirects:	\$285,197	5	\$0	\$0	\$0	\$0	\$0	\$0
Bond Financing:	\$0	6	\$0	\$0	\$0	\$0	\$0	\$0
Potential Change Orders:	\$0	7	\$0	\$0	\$0	\$0	\$0	\$0
Total Cost:	\$19,841,209	8	\$0	\$0	\$0	\$0	\$0	\$0
Cost of Approved Phases:	\$17,492,753	9	\$0	\$0	\$0	\$0	\$0	\$0
		10	\$0	\$0	\$0	\$0	\$0	\$0
		11	\$5,927,182	\$1,481,796	\$0	\$0	\$0	\$7,408,978
		12	\$8,067,020	\$2,016,755	\$0	\$0	\$0	\$10,083,775
		Total	\$13,994,202	\$3,498,551	\$0	\$0	\$0	\$17,492,753

Performance Measures	
PM 1: Safety	<input type="checkbox"/>
PM 2: Pavement Condition	<input type="checkbox"/>
PM 3: System Performance	<input checked="" type="checkbox"/>

Funding Programs			
<b>Category 1</b>	Preventative Maintenance and Rehabilitation	<b>Category 5</b>	Congestion Mitigation and Air Quality
<b>Category 2</b>	Metropolitan and Urban Corridors	<b>Category 6</b>	Structures Replacement and Rehabilitation
<b>Category 3</b>	Non-Traditional and Local Funding	<b>Category 7</b>	Metropolitan Mobility and Rehabilitation
<b>Category 4</b>	Statewide Connectivity	<b>Category 8</b>	Safety
		<b>Category 9</b>	Transportation Alternatives Set Aside
		<b>Category 10</b>	Supplemental Transportation Programs
		<b>Category 11</b>	District Discretionary
		<b>Category 12</b>	Strategic Priority/Texas Clear Lanes

District	County	CSJ	Roadway	Phase	City	Sponsor	Fiscal Year	Year of Expenditure
Austin	Travis	0265-01-113	SH 71	C		TxDOT	2028	\$55,440,768

**Limits (From):** SH 71/US 183 Interchange

**MPO ID:** 51-00191-00

**Limits (To):** Presidential Blvd.

**Revision:** 2/1/2025

**Description:** Construct 3-lane eastbound frontage road, 1-lane direct connector from 183S to 71E and 1-lane direct connector from 183N to 71E

**History:**

**Remarks:**

Project Cost Information		Authorized Funding by Category/Share						
		Category	Federal	State	Regional	Local	LC	Total
Preliminary Engineering:	\$2,617,636							
Right-of-Way:	\$11,442,711	1	\$0	\$0	\$0	\$0	\$0	\$0
Construction:	\$55,440,768	2	\$0	\$0	\$0	\$0	\$0	\$0
Construction Engineering:	\$3,109,110	3	\$0	\$0	\$0	\$0	\$0	\$0
Contingencies:	\$3,920,454	4	\$0	\$0	\$0	\$0	\$0	\$0
Indirects:	\$1,549,213	5	\$0	\$0	\$0	\$0	\$0	\$0
Bond Financing:	\$0	6	\$0	\$0	\$0	\$0	\$0	\$0
Potential Change Orders:	\$0	7	\$0	\$0	\$0	\$0	\$0	\$0
Total Cost:	\$78,079,892	8	\$0	\$0	\$0	\$0	\$0	\$0
Cost of Approved Phases:	\$55,440,768	9	\$0	\$0	\$0	\$0	\$0	\$0
<b>Performance Measures</b>		10	\$0	\$0	\$0	\$0	\$0	\$0
PM 1: Safety	<input checked="" type="checkbox"/>	11	\$0	\$0	\$0	\$0	\$0	\$0
PM 2: Pavement Condition	<input checked="" type="checkbox"/>	12	\$44,352,614	\$11,088,154	\$0	\$0	\$0	\$55,440,768
PM 3: System Performance	<input checked="" type="checkbox"/>	Total	\$44,352,614	\$11,088,154	\$0	\$0	\$0	\$55,440,768

Funding Programs			
<b>Category 1</b>	Preventative Maintenance and Rehabilitation	<b>Category 5</b>	Congestion Mitigation and Air Quality
<b>Category 2</b>	Metropolitan and Urban Corridors	<b>Category 6</b>	Structures Replacement and Rehabilitation
<b>Category 3</b>	Non-Traditional and Local Funding	<b>Category 7</b>	Metropolitan Mobility and Rehabilitation
<b>Category 4</b>	Statewide Connectivity	<b>Category 8</b>	Safety
		<b>Category 9</b>	Transportation Alternatives Set Aside
		<b>Category 10</b>	Supplemental Transportation Programs
		<b>Category 11</b>	District Discretionary
		<b>Category 12</b>	Strategic Priority/Texas Clear Lanes

District	County	CSJ	Roadway	Phase	City	Sponsor	Fiscal Year	Year of Expenditure
Austin	Travis	0914-04-314	West Rundberg Lane	C	City of Austin	City of Austin	2028	\$17,528,685

**Limits (From):** Burnet Road

**MPO ID:** 51-00222-00

**Limits (To):** Metric Blvd.

**Revision:** 7/1/2024

**Description:** Extend current roadway as a four-lane divided arterial with sidewalks, bikelanes, and new signalized intersection.

**History:**

**Remarks:** Refunded and rescheduled 2/12/2024

Project Cost Information		Authorized Funding by Category/Share						
		Category	Federal	State	Regional	Local	LC	Total
Preliminary Engineering:	\$2,276,542							
Right-of-Way:	\$6,697,174	1	\$0	\$0	\$0	\$0	\$0	\$0
Construction:	\$17,528,685	2	\$0	\$0	\$0	\$0	\$0	\$0
Construction Engineering:	\$0	3	\$0	\$0	\$0	\$0	\$0	\$0
Contingencies:	\$0	4	\$0	\$0	\$0	\$0	\$0	\$0
Indirects:	\$0	5	\$0	\$0	\$0	\$0	\$0	\$0
Bond Financing:	\$0	6	\$0	\$0	\$0	\$0	\$0	\$0
Potential Change Orders:	\$0	7	\$13,738,122	\$0	\$0	\$3,790,563	\$0	\$17,528,685
Total Cost:	\$26,502,401	8	\$0	\$0	\$0	\$0	\$0	\$0
Cost of Approved Phases:	\$17,528,685	9	\$0	\$0	\$0	\$0	\$0	\$0
<b>Performance Measures</b>		10	\$0	\$0	\$0	\$0	\$0	\$0
PM 1: Safety	<input type="checkbox"/>	11	\$0	\$0	\$0	\$0	\$0	\$0
PM 2: Pavement Condition	<input type="checkbox"/>	12	\$0	\$0	\$0	\$0	\$0	\$0
PM 3: System Performance	<input checked="" type="checkbox"/>	Total	\$13,738,122	\$0	\$0	\$3,790,563	\$0	\$17,528,685

Funding Programs			
<b>Category 1</b>	Preventative Maintenance and Rehabilitation	<b>Category 5</b>	Congestion Mitigation and Air Quality
<b>Category 2</b>	Metropolitan and Urban Corridors	<b>Category 6</b>	Structures Replacement and Rehabilitation
<b>Category 3</b>	Non-Traditional and Local Funding	<b>Category 7</b>	Metropolitan Mobility and Rehabilitation
<b>Category 4</b>	Statewide Connectivity	<b>Category 8</b>	Safety
		<b>Category 9</b>	Transportation Alternatives Set Aside
		<b>Category 10</b>	Supplemental Transportation Programs
		<b>Category 11</b>	District Discretionary
		<b>Category 12</b>	Strategic Priority/Texas Clear Lanes

District	County	CSJ	Roadway	Phase	City	Sponsor	Fiscal Year	Year of Expenditure
Austin	Burnet	0914-24-028	Wirtz Dam Road	C		TxDOT	2028	\$40,000,000

**Limits (From):** RM 1431

**MPO ID:** 21-00001-00

**Limits (To):** RM 2147

**Revision:** 7/1/2024

**Description:** Construct bridge over Lake LBJ and add 2-lane roadway in each direction.

**History:**

**Remarks:**

Project Cost Information		Authorized Funding by Category/Share						
		Category	Federal	State	Regional	Local	LC	Total
Preliminary Engineering:	\$1,849,400							
Right-of-Way:	\$0	1	\$0	\$0	\$0	\$0	\$0	\$0
Construction:	\$40,000,000	2	\$0	\$0	\$0	\$0	\$0	\$0
Construction Engineering:	\$2,464,609	3	\$0	\$0	\$0	\$0	\$0	\$0
Contingencies:	\$2,028,571	4	\$0	\$0	\$0	\$0	\$0	\$0
Indirects:	\$1,094,543	5	\$0	\$0	\$0	\$0	\$0	\$0
Bond Financing:	\$0	6	\$0	\$0	\$0	\$0	\$0	\$0
Potential Change Orders:	\$0	7	\$0	\$0	\$0	\$0	\$0	\$0
Total Cost:	\$47,437,123	8	\$0	\$0	\$0	\$0	\$0	\$0
Cost of Approved Phases:	\$40,000,000	9	\$0	\$0	\$0	\$0	\$0	\$0
		10	\$0	\$0	\$0	\$0	\$0	\$0
		11	\$32,000,000	\$8,000,000	\$0	\$0	\$0	\$40,000,000
		12	\$0	\$0	\$0	\$0	\$0	\$0
		Total	\$32,000,000	\$8,000,000	\$0	\$0	\$0	\$40,000,000

Performance Measures	
PM 1: Safety	<input checked="" type="checkbox"/>
PM 2: Pavement Condition	<input checked="" type="checkbox"/>
PM 3: System Performance	<input checked="" type="checkbox"/>

Funding Programs			
<b>Category 1</b>	Preventative Maintenance and Rehabilitation	<b>Category 5</b>	Congestion Mitigation and Air Quality
<b>Category 2</b>	Metropolitan and Urban Corridors	<b>Category 6</b>	Structures Replacement and Rehabilitation
<b>Category 3</b>	Non-Traditional and Local Funding	<b>Category 7</b>	Metropolitan Mobility and Rehabilitation
<b>Category 4</b>	Statewide Connectivity	<b>Category 8</b>	Safety
		<b>Category 9</b>	Transportation Alternatives Set Aside
		<b>Category 10</b>	Supplemental Transportation Programs
		<b>Category 11</b>	District Discretionary
		<b>Category 12</b>	Strategic Priority/Texas Clear Lanes



## **Highway Project Financial Summary**

The highway project financial summary includes only highway projects listed individually in the Transportation Improvement Program (TIP). This summary does not represent the entire transportation investment portfolio including those eligible for grouping.



## **Transit Project Listings**

Transit project listings include projects funded through the Federal Transit Administration (FTA). These projects are required to be individually listed in the Transportation Improvement Program (TIP) and Statewide Transportation Improvement Program (STIP). Project listings represent the required regional authorization for federal funding to be released to the project and sponsor.

Project Information		Funding Information		Additional Information
<b>MPO ID:</b>	73-00093-01	<b>Funding Category:</b>	5307	<b>Remarks:</b>
<b>Project Sponsor:</b>	Capital Metro	<b>Federal Funds (FTA):</b>	\$1,658,923	
<b>Fiscal Year:</b>	2025	<b>State Funds (TxDOT):</b>	\$0	
<b>Apportionment Year:</b>	2022	<b>State Funds (Other):</b>	\$0	
<b>Project Type:</b>	Capital	<b>Other Funds:</b>	\$414,731	
<b>Project Description:</b>	MetroRail capital repair, rehabilitation and replacement projects including any eligible activities in the Capital Metro approved Budget and Capital Improvement Plan.	<b>Total Funding:</b>	\$2,073,654	
		<b>Fiscal Year Cost:</b>	\$2,073,654	

Project Information		Funding Information		Additional Information
<b>MPO ID:</b>	73-00105-00	<b>Funding Category:</b>	5339	<b>Remarks:</b> Apportionment Year Breakdown: 2022 (5339: \$112,344) 2023 (5339: \$115,746 - 5307: \$591,310). Roll-Over from 2023-2026.
<b>Project Sponsor:</b>	City of San Marcos	<b>Federal Funds (FTA):</b>	\$112,344	
<b>Fiscal Year:</b>	2025	<b>State Funds (TxDOT):</b>	\$28,086	
<b>Apportionment Year:</b>	2022	<b>State Funds (Other):</b>	\$0	
<b>Project Type:</b>	Capital	<b>Other Funds:</b>	\$0	
<b>Project Description:</b>	Purchase of 5 Transit Vehicles (Vehicle Replacement)	<b>Total Funding:</b>	\$140,430	
		<b>Fiscal Year Cost:</b>	\$140,430	

Project Information		Funding Information		Additional Information
<b>MPO ID:</b>	73-00105-02	<b>Funding Category:</b>	5307	<b>Remarks:</b>
<b>Project Sponsor:</b>	City of San Marcos	<b>Federal Funds (FTA):</b>	\$591,310	
<b>Fiscal Year:</b>	2025	<b>State Funds (TxDOT):</b>	\$147,827	
<b>Apportionment Year:</b>	2023	<b>State Funds (Other):</b>	\$0	
<b>Project Type:</b>	Capital	<b>Other Funds:</b>	\$0	
<b>Project Description:</b>	Purchase of 5 Transit Vehicles (Vehicle Replacement)	<b>Total Funding:</b>	\$739,137	
		<b>Fiscal Year Cost:</b>	\$739,137	

Project Information		Funding Information		Additional Information
<b>MPO ID:</b>	73-00095-02	<b>Funding Category:</b>	5310	<b>Remarks:</b>
<b>Project Sponsor:</b>	Capital Metro	<b>Federal Funds (FTA):</b>	\$431,739	
<b>Fiscal Year:</b>	2025	<b>State Funds (TxDOT):</b>	\$0	
<b>Apportionment Year:</b>	2023	<b>State Funds (Other):</b>	\$0	
<b>Project Type:</b>	Capital	<b>Other Funds:</b>	\$107,935	
<b>Project Description:</b>	Traditional capital projects to enhance mobility for seniors and individuals with disabilities. Includes subawards and program administration	<b>Total Funding:</b>	\$539,674	
		<b>Fiscal Year Cost:</b>	\$539,674	

Project Information		Funding Information		Additional Information
<b>MPO ID:</b>	73-00105-01	<b>Funding Category:</b>	5339	<b>Remarks:</b>
<b>Project Sponsor:</b>	City of San Marcos	<b>Federal Funds (FTA):</b>	\$115,746	
<b>Fiscal Year:</b>	2025	<b>State Funds (TxDOT):</b>	\$28,936	
<b>Apportionment Year:</b>	2023	<b>State Funds (Other):</b>	\$0	
<b>Project Type:</b>	Capital	<b>Other Funds:</b>	\$0	
<b>Project Description:</b>	Purchase of 5 Transit Vehicles (Vehicle Replacement)	<b>Total Funding:</b>	\$144,682	
		<b>Fiscal Year Cost:</b>	\$144,682	

Project Information		Funding Information		Additional Information
<b>MPO ID:</b>	73-00112-01	<b>Funding Category:</b>	5307	<b>Remarks:</b>
<b>Project Sponsor:</b>	City of Round Rock	<b>Federal Funds (FTA):</b>	\$583,678	
<b>Fiscal Year:</b>	2025	<b>State Funds (TxDOT):</b>	\$0	
<b>Apportionment Year:</b>	2024	<b>State Funds (Other):</b>	\$0	
<b>Project Type:</b>	Operating	<b>Other Funds:</b>	\$583,678	
<b>Project Description:</b>	Job Access Reverse Commute	<b>Total Funding:</b>	\$1,167,356	
		<b>Fiscal Year Cost:</b>	\$1,167,356	

Project Information		Funding Information		Additional Information
<b>MPO ID:</b>	73-00112-00	<b>Funding Category:</b>	5307	<b>Remarks:</b>
<b>Project Sponsor:</b>	City of Round Rock	<b>Federal Funds (FTA):</b>	\$546,118	
<b>Fiscal Year:</b>	2025	<b>State Funds (TxDOT):</b>	\$0	
<b>Apportionment Year:</b>	2024	<b>State Funds (Other):</b>	\$0	
<b>Project Type:</b>	Operating	<b>Other Funds:</b>	\$136,529	
<b>Project Description:</b>	On Demand	<b>Total Funding:</b>	\$682,647	
		<b>Fiscal Year Cost:</b>	\$682,647	

Project Information		Funding Information		Additional Information
<b>MPO ID:</b>	73-00095-01	<b>Funding Category:</b>	5310	<b>Remarks:</b>
<b>Project Sponsor:</b>	Capital Metro	<b>Federal Funds (FTA):</b>	\$1,774,267	
<b>Fiscal Year:</b>	2025	<b>State Funds (TxDOT):</b>	\$0	
<b>Apportionment Year:</b>	2024	<b>State Funds (Other):</b>	\$0	
<b>Project Type:</b>	Capital	<b>Other Funds:</b>	\$643,172	
<b>Project Description:</b>	Traditional capital, other capital and operating projects to enhance mobility for seniors and individuals with disabilities. Includes subawards and program administration	<b>Total Funding:</b>	\$2,417,439	
		<b>Fiscal Year Cost:</b>	\$2,417,439	

Project Information		Funding Information		Additional Information
<b>MPO ID:</b>	73-00113-01	<b>Funding Category:</b>	5307	<b>Remarks:</b>
<b>Project Sponsor:</b>	City of Round Rock	<b>Federal Funds (FTA):</b>	\$600,000	
<b>Fiscal Year:</b>	2026	<b>State Funds (TxDOT):</b>	\$0	
<b>Apportionment Year:</b>	2025	<b>State Funds (Other):</b>	\$0	
<b>Project Type:</b>	Operating	<b>Other Funds:</b>	\$600,000	
<b>Project Description:</b>	Job Access Reverse Commute	<b>Total Funding:</b>	\$1,200,000	
		<b>Fiscal Year Cost:</b>	\$1,200,000	

Project Information		Funding Information		Additional Information	
<b>MPO ID:</b>	73-00092-00	<b>Funding Category:</b>	5307	<b>Remarks:</b>	Combined with another listing.
<b>Project Sponsor:</b>	Capital Metro	<b>Federal Funds (FTA):</b>	\$0		
<b>Fiscal Year:</b>	2025	<b>State Funds (TxDOT):</b>	\$0		
<b>Apportionment Year:</b>	2025	<b>State Funds (Other):</b>	\$0		
<b>Project Type:</b>	Capital	<b>Other Funds:</b>	\$0		
<b>Project Description:</b>	Revenue rolling stock	<b>Total Funding:</b>	\$0		
		<b>Fiscal Year Cost:</b>	\$0		

Project Information		Funding Information		Additional Information	
<b>MPO ID:</b>	73-00091-00	<b>Funding Category:</b>	5307	<b>Remarks:</b>	
<b>Project Sponsor:</b>	Capital Metro	<b>Federal Funds (FTA):</b>	\$48,972,048		
<b>Fiscal Year:</b>	2025	<b>State Funds (TxDOT):</b>	\$0		
<b>Apportionment Year:</b>	2025	<b>State Funds (Other):</b>	\$0		
<b>Project Type:</b>	Capital, Operating, Administration	<b>Other Funds:</b>	\$12,243,012		
<b>Project Description:</b>	Other capital program items including ADA complementary paratransit service, preventive maintenance, capital cost of contracting, crime prevention and security projects, and project administration.	<b>Total Funding:</b>	\$61,215,060		
		<b>Fiscal Year Cost:</b>	\$61,215,060		

Project Information		Funding Information		Additional Information	
<b>MPO ID:</b>	73-00113-00	<b>Funding Category:</b>	5307	<b>Remarks:</b>	
<b>Project Sponsor:</b>	City of Round Rock	<b>Federal Funds (FTA):</b>	\$575,000		
<b>Fiscal Year:</b>	2026	<b>State Funds (TxDOT):</b>	\$0		
<b>Apportionment Year:</b>	2025	<b>State Funds (Other):</b>	\$0		
<b>Project Type:</b>	Operating	<b>Other Funds:</b>	\$144,250		
<b>Project Description:</b>	On Demand	<b>Total Funding:</b>	\$719,250		
		<b>Fiscal Year Cost:</b>	\$719,250		

Project Information		Funding Information		Additional Information
<b>MPO ID:</b>	73-00116-00	<b>Funding Category:</b>	5307	<b>Remarks:</b>
<b>Project Sponsor:</b>	City of San Marcos	<b>Federal Funds (FTA):</b>	\$4,683,109	
<b>Fiscal Year:</b>	2025	<b>State Funds (TxDOT):</b>	\$288,360	
<b>Apportionment Year:</b>	2025	<b>State Funds (Other):</b>	\$0	
<b>Project Type:</b>	Operating	<b>Other Funds:</b>	\$4,394,749	
<b>Project Description:</b>	City of San Marcos Public Transit Operations	<b>Total Funding:</b>	\$9,366,218	
		<b>Fiscal Year Cost:</b>	\$9,366,218	

Project Information		Funding Information		Additional Information
<b>MPO ID:</b>	73-00095-00	<b>Funding Category:</b>	5310	<b>Remarks:</b>
<b>Project Sponsor:</b>	Capital Metro	<b>Federal Funds (FTA):</b>	\$1,598,152	
<b>Fiscal Year:</b>	2025	<b>State Funds (TxDOT):</b>	\$0	
<b>Apportionment Year:</b>	2025	<b>State Funds (Other):</b>	\$0	
<b>Project Type:</b>	Capital, Operating, Administration	<b>Other Funds:</b>	\$779,100	
<b>Project Description:</b>	Traditional capital, other capital and operating projects to enhance mobility for seniors and individuals with disabilities. Includes subawards and program administration	<b>Total Funding:</b>	\$2,377,252	
		<b>Fiscal Year Cost:</b>	\$2,377,252	

Project Information		Funding Information		Additional Information
<b>MPO ID:</b>	73-00093-00	<b>Funding Category:</b>	5337	<b>Remarks:</b>
<b>Project Sponsor:</b>	Capital Metro	<b>Federal Funds (FTA):</b>	\$5,026,909	
<b>Fiscal Year:</b>	2025	<b>State Funds (TxDOT):</b>	\$0	
<b>Apportionment Year:</b>	2025	<b>State Funds (Other):</b>	\$0	
<b>Project Type:</b>	Capital	<b>Other Funds:</b>	\$1,256,728	
<b>Project Description:</b>	MetroRail capital repair, rehabilitation and replacement projects including any eligible activities in the Capital Metro approved Budget and Capital Improvement Plan.	<b>Total Funding:</b>	\$6,283,637	
		<b>Fiscal Year Cost:</b>	\$6,283,637	



Project Information		Funding Information		Additional Information
<b>MPO ID:</b>	73-00120-00	<b>Funding Category:</b>	5339	<b>Remarks:</b>
<b>Project Sponsor:</b>	City of San Marcos	<b>Federal Funds (FTA):</b>	\$119,237	
<b>Fiscal Year:</b>	2025	<b>State Funds (TxDOT):</b>	\$0	
<b>Apportionment Year:</b>	2025	<b>State Funds (Other):</b>	\$0	
<b>Project Type:</b>	Capital, Operating, Administration	<b>Other Funds:</b>	\$29,809	
<b>Project Description:</b>	City of San Marcos Revenue Rolling Stock	<b>Total Funding:</b>	\$149,046	
		<b>Fiscal Year Cost:</b>	\$149,046	

Project Information		Funding Information		Additional Information
<b>MPO ID:</b>	73-00094-00	<b>Funding Category:</b>	5339	<b>Remarks:</b>
<b>Project Sponsor:</b>	Capital Metro	<b>Federal Funds (FTA):</b>	\$3,292,817	
<b>Fiscal Year:</b>	2025	<b>State Funds (TxDOT):</b>	\$0	
<b>Apportionment Year:</b>	2025	<b>State Funds (Other):</b>	\$0	
<b>Project Type:</b>	Capital	<b>Other Funds:</b>	\$823,205	
<b>Project Description:</b>	Revenue rolling stock	<b>Total Funding:</b>	\$4,116,022	
		<b>Fiscal Year Cost:</b>	\$4,116,022	

Project Information		Funding Information		Additional Information
<b>MPO ID:</b>	73-00117-00	<b>Funding Category:</b>	5307	<b>Remarks:</b>
<b>Project Sponsor:</b>	City of San Marcos	<b>Federal Funds (FTA):</b>	\$4,823,602	
<b>Fiscal Year:</b>	2026	<b>State Funds (TxDOT):</b>	\$297,011	
<b>Apportionment Year:</b>	2026	<b>State Funds (Other):</b>	\$0	
<b>Project Type:</b>	Operating	<b>Other Funds:</b>	\$4,526,591	
<b>Project Description:</b>	City of San Marcos Public Transit Operations	<b>Total Funding:</b>	\$9,647,204	
		<b>Fiscal Year Cost:</b>	\$9,647,204	

Project Information		Funding Information		Additional Information
<b>MPO ID:</b>	73-00114-00	<b>Funding Category:</b>	5307	<b>Remarks:</b>
<b>Project Sponsor:</b>	City of Round Rock	<b>Federal Funds (FTA):</b>	\$595,000	
<b>Fiscal Year:</b>	2027	<b>State Funds (TxDOT):</b>	\$0	
<b>Apportionment Year:</b>	2026	<b>State Funds (Other):</b>	\$0	
<b>Project Type:</b>	Operating	<b>Other Funds:</b>	\$148,750	
<b>Project Description:</b>	On-Demand	<b>Total Funding:</b>	\$743,750	
		<b>Fiscal Year Cost:</b>	\$743,750	

Project Information		Funding Information		Additional Information
<b>MPO ID:</b>	73-00114-01	<b>Funding Category:</b>	5307	<b>Remarks:</b>
<b>Project Sponsor:</b>	City of Round Rock	<b>Federal Funds (FTA):</b>	\$605,000	
<b>Fiscal Year:</b>	2027	<b>State Funds (TxDOT):</b>	\$0	
<b>Apportionment Year:</b>	2026	<b>State Funds (Other):</b>	\$0	
<b>Project Type:</b>	Operating	<b>Other Funds:</b>	\$605,000	
<b>Project Description:</b>	Job Access Reverse Commute	<b>Total Funding:</b>	\$1,210,000	
		<b>Fiscal Year Cost:</b>	\$1,210,000	

Project Information		Funding Information		Additional Information
<b>MPO ID:</b>	73-00097-00	<b>Funding Category:</b>	5307	<b>Remarks:</b>
<b>Project Sponsor:</b>	Capital Metro	<b>Federal Funds (FTA):</b>	\$6,522,653	
<b>Fiscal Year:</b>	2026	<b>State Funds (TxDOT):</b>	\$0	
<b>Apportionment Year:</b>	2026	<b>State Funds (Other):</b>	\$0	
<b>Project Type:</b>	Capital	<b>Other Funds:</b>	\$1,630,660	
<b>Project Description:</b>	Revenue rolling stock	<b>Total Funding:</b>	\$8,153,313	
		<b>Fiscal Year Cost:</b>	\$8,153,313	

Project Information		Funding Information		Additional Information
<b>MPO ID:</b>	73-00096-00	<b>Funding Category:</b>	5307	<b>Remarks:</b>
<b>Project Sponsor:</b>	Capital Metro	<b>Federal Funds (FTA):</b>	\$41,335,899	
<b>Fiscal Year:</b>	2026	<b>State Funds (TxDOT):</b>	\$0	
<b>Apportionment Year:</b>	2026	<b>State Funds (Other):</b>	\$0	
<b>Project Type:</b>	Capital, Operating, Administration	<b>Other Funds:</b>	\$10,333,978	
<b>Project Description:</b>	Other capital program items including ADA complementary paratransit service, preventive maintenance, capital cost of contracting, crime prevention and security projects, and project administration.	<b>Total Funding:</b>	\$51,669,877	
		<b>Fiscal Year Cost:</b>	\$51,669,877	

Project Information		Funding Information		Additional Information
<b>MPO ID:</b>	73-00100-00	<b>Funding Category:</b>	5310	<b>Remarks:</b>
<b>Project Sponsor:</b>	Capital Metro	<b>Federal Funds (FTA):</b>	\$1,638,780	
<b>Fiscal Year:</b>	2026	<b>State Funds (TxDOT):</b>	\$0	
<b>Apportionment Year:</b>	2026	<b>State Funds (Other):</b>	\$0	
<b>Project Type:</b>	Capital, Operating, Administration	<b>Other Funds:</b>	\$798,907	
<b>Project Description:</b>	Traditional capital, other capital and operating projects to enhance mobility for seniors and individuals with disabilities. Includes subawards and program administration	<b>Total Funding:</b>	\$2,437,687	
		<b>Fiscal Year Cost:</b>	\$2,437,687	

Project Information		Funding Information		Additional Information
<b>MPO ID:</b>	73-00098-00	<b>Funding Category:</b>	5337	<b>Remarks:</b>
<b>Project Sponsor:</b>	Capital Metro	<b>Federal Funds (FTA):</b>	\$5,154,703	
<b>Fiscal Year:</b>	2026	<b>State Funds (TxDOT):</b>	\$0	
<b>Apportionment Year:</b>	2026	<b>State Funds (Other):</b>	\$0	
<b>Project Type:</b>	Capital	<b>Other Funds:</b>	\$1,288,676	
<b>Project Description:</b>	MetroRail capital repair, rehabilitation and replacement projects including any eligible activities in the Capital Metro approved Budget and Capital Improvement Plan.	<b>Total Funding:</b>	\$6,443,379	
		<b>Fiscal Year Cost:</b>	\$6,443,379	

Project Information		Funding Information		Additional Information
<b>MPO ID:</b>	73-00099-00	<b>Funding Category:</b>	5339	<b>Remarks:</b>
<b>Project Sponsor:</b>	Capital Metro	<b>Federal Funds (FTA):</b>	\$3,376,527	
<b>Fiscal Year:</b>	2026	<b>State Funds (TxDOT):</b>	\$0	
<b>Apportionment Year:</b>	2026	<b>State Funds (Other):</b>	\$0	
<b>Project Type:</b>	Capital	<b>Other Funds:</b>	\$844,132	
<b>Project Description:</b>	Revenue rolling stock	<b>Total Funding:</b>	\$4,220,659	
		<b>Fiscal Year Cost:</b>	\$4,220,659	

Project Information		Funding Information		Additional Information
<b>MPO ID:</b>	73-00121-00	<b>Funding Category:</b>	5339	<b>Remarks:</b>
<b>Project Sponsor:</b>	City of San Marcos	<b>Federal Funds (FTA):</b>	\$122,814	
<b>Fiscal Year:</b>	2026	<b>State Funds (TxDOT):</b>	\$0	
<b>Apportionment Year:</b>	2026	<b>State Funds (Other):</b>	\$0	
<b>Project Type:</b>	Capital, Operating, Administration	<b>Other Funds:</b>	\$30,704	
<b>Project Description:</b>	City of San Marcos Revenue Rolling Stock	<b>Total Funding:</b>	\$153,518	
		<b>Fiscal Year Cost:</b>	\$153,518	

Project Information		Funding Information		Additional Information
<b>MPO ID:</b>	73-00118-00	<b>Funding Category:</b>	5307	<b>Remarks:</b>
<b>Project Sponsor:</b>	City of San Marcos	<b>Federal Funds (FTA):</b>	\$4,968,310	
<b>Fiscal Year:</b>	2027	<b>State Funds (TxDOT):</b>	\$305,921	
<b>Apportionment Year:</b>	2027	<b>State Funds (Other):</b>	\$0	
<b>Project Type:</b>	Operating	<b>Other Funds:</b>	\$4,662,389	
<b>Project Description:</b>	City of San Marcos Public Transit Operations	<b>Total Funding:</b>	\$9,936,620	
		<b>Fiscal Year Cost:</b>	\$9,936,620	

Project Information		Funding Information		Additional Information
<b>MPO ID:</b>	73-00115-00	<b>Funding Category:</b>	5307	<b>Remarks:</b>
<b>Project Sponsor:</b>	City of Round Rock	<b>Federal Funds (FTA):</b>	\$602,000	
<b>Fiscal Year:</b>	2028	<b>State Funds (TxDOT):</b>	\$0	
<b>Apportionment Year:</b>	2027	<b>State Funds (Other):</b>	\$0	
<b>Project Type:</b>	Operating	<b>Other Funds:</b>	\$150,500	
<b>Project Description:</b>	On-Demand	<b>Total Funding:</b>	\$752,500	
		<b>Fiscal Year Cost:</b>	\$752,500	

Project Information		Funding Information		Additional Information
<b>MPO ID:</b>	73-00102-00	<b>Funding Category:</b>	5307	<b>Remarks:</b>
<b>Project Sponsor:</b>	Capital Metro	<b>Federal Funds (FTA):</b>	\$6,522,653	
<b>Fiscal Year:</b>	2027	<b>State Funds (TxDOT):</b>	\$0	
<b>Apportionment Year:</b>	2027	<b>State Funds (Other):</b>	\$0	
<b>Project Type:</b>	Capital	<b>Other Funds:</b>	\$1,630,660	
<b>Project Description:</b>	Revenue rolling stock	<b>Total Funding:</b>	\$8,153,313	
		<b>Fiscal Year Cost:</b>	\$8,153,313	

Project Information		Funding Information		Additional Information
<b>MPO ID:</b>	73-00101-00	<b>Funding Category:</b>	5307	<b>Remarks:</b>
<b>Project Sponsor:</b>	Capital Metro	<b>Federal Funds (FTA):</b>	\$41,335,899	
<b>Fiscal Year:</b>	2027	<b>State Funds (TxDOT):</b>	\$0	
<b>Apportionment Year:</b>	2027	<b>State Funds (Other):</b>	\$0	
<b>Project Type:</b>	Capital, Operating, Administration	<b>Other Funds:</b>	\$10,333,978	
<b>Project Description:</b>	Other capital program items including ADA complementary paratransit service, preventive maintenance, capital cost of contracting, crime prevention and security projects, and project administration.	<b>Total Funding:</b>	\$51,669,877	
		<b>Fiscal Year Cost:</b>	\$51,669,877	

Project Information		Funding Information		Additional Information
<b>MPO ID:</b>	73-00108-00	<b>Funding Category:</b>	5310	<b>Remarks:</b>
<b>Project Sponsor:</b>	Capital Metro	<b>Federal Funds (FTA):</b>	\$1,638,780	
<b>Fiscal Year:</b>	2027	<b>State Funds (TxDOT):</b>	\$0	
<b>Apportionment Year:</b>	2027	<b>State Funds (Other):</b>	\$0	
<b>Project Type:</b>	Capital, Operating, Administration	<b>Other Funds:</b>	\$798,907	
<b>Project Description:</b>	Traditional capital, other capital and operating projects to enhance mobility for seniors and individuals with disabilities. Includes subawards and program administration	<b>Total Funding:</b>	\$2,437,687	
		<b>Fiscal Year Cost:</b>	\$2,437,687	

Project Information		Funding Information		Additional Information
<b>MPO ID:</b>	73-00103-00	<b>Funding Category:</b>	5337	<b>Remarks:</b>
<b>Project Sponsor:</b>	Capital Metro	<b>Federal Funds (FTA):</b>	\$5,154,703	
<b>Fiscal Year:</b>	2027	<b>State Funds (TxDOT):</b>	\$0	
<b>Apportionment Year:</b>	2027	<b>State Funds (Other):</b>	\$0	
<b>Project Type:</b>	Capital	<b>Other Funds:</b>	\$1,288,676	
<b>Project Description:</b>	MetroRail capital repair, rehabilitation and replacement projects including any eligible activities in the Capital Metro approved Budget and Capital Improvement Plan.	<b>Total Funding:</b>	\$6,443,379	
		<b>Fiscal Year Cost:</b>	\$6,443,379	

Project Information		Funding Information		Additional Information
<b>MPO ID:</b>	73-00122-00	<b>Funding Category:</b>	5339	<b>Remarks:</b>
<b>Project Sponsor:</b>	City of San Marcos	<b>Federal Funds (FTA):</b>	\$126,498	
<b>Fiscal Year:</b>	2027	<b>State Funds (TxDOT):</b>	\$0	
<b>Apportionment Year:</b>	2027	<b>State Funds (Other):</b>	\$0	
<b>Project Type:</b>	Capital, Operating, Administration	<b>Other Funds:</b>	\$31,625	
<b>Project Description:</b>	City of San Marcos Revenue Rolling Stock	<b>Total Funding:</b>	\$158,123	
		<b>Fiscal Year Cost:</b>	\$158,123	

Project Information		Funding Information		Additional Information
<b>MPO ID:</b>	73-00104-00	<b>Funding Category:</b>	5339	<b>Remarks:</b>
<b>Project Sponsor:</b>	Capital Metro	<b>Federal Funds (FTA):</b>	\$3,376,527	
<b>Fiscal Year:</b>	2027	<b>State Funds (TxDOT):</b>	\$0	
<b>Apportionment Year:</b>	2027	<b>State Funds (Other):</b>	\$0	
<b>Project Type:</b>	Capital	<b>Other Funds:</b>	\$844,132	
<b>Project Description:</b>	Revenue rolling stock	<b>Total Funding:</b>	\$4,220,659	
		<b>Fiscal Year Cost:</b>	\$4,220,659	

Project Information		Funding Information		Additional Information
<b>MPO ID:</b>	73-00106-00	<b>Funding Category:</b>	5307	<b>Remarks:</b>
<b>Project Sponsor:</b>	Capital Metro	<b>Federal Funds (FTA):</b>	\$41,335,899	
<b>Fiscal Year:</b>	2028	<b>State Funds (TxDOT):</b>	\$0	
<b>Apportionment Year:</b>	2028	<b>State Funds (Other):</b>	\$0	
<b>Project Type:</b>	Capital, Operating, Administration	<b>Other Funds:</b>	\$10,333,978	
<b>Project Description:</b>	Other capital program items including ADA complementary paratransit service, preventive maintenance, capital cost of contracting, crime prevention and security projects, and project administration.	<b>Total Funding:</b>	\$51,669,877	
		<b>Fiscal Year Cost:</b>	\$51,669,877	

Project Information		Funding Information		Additional Information
<b>MPO ID:</b>	73-00107-00	<b>Funding Category:</b>	5307	<b>Remarks:</b>
<b>Project Sponsor:</b>	Capital Metro	<b>Federal Funds (FTA):</b>	\$6,522,653	
<b>Fiscal Year:</b>	2028	<b>State Funds (TxDOT):</b>	\$0	
<b>Apportionment Year:</b>	2028	<b>State Funds (Other):</b>	\$0	
<b>Project Type:</b>	Capital	<b>Other Funds:</b>	\$1,630,660	
<b>Project Description:</b>	Revenue rolling stock	<b>Total Funding:</b>	\$8,153,313	
		<b>Fiscal Year Cost:</b>	\$8,153,313	

Project Information		Funding Information		Additional Information
<b>MPO ID:</b>	73-00115-01	<b>Funding Category:</b>	5307	<b>Remarks:</b>
<b>Project Sponsor:</b>	City of Round Rock	<b>Federal Funds (FTA):</b>	\$657,000	
<b>Fiscal Year:</b>	2028	<b>State Funds (TxDOT):</b>	\$0	
<b>Apportionment Year:</b>	2028	<b>State Funds (Other):</b>	\$0	
<b>Project Type:</b>	Operating	<b>Other Funds:</b>	\$657,000	
<b>Project Description:</b>	Job Access -Reverse Commute	<b>Total Funding:</b>	\$1,314,000	
		<b>Fiscal Year Cost:</b>	\$1,314,000	

Project Information		Funding Information		Additional Information
<b>MPO ID:</b>	73-00119-00	<b>Funding Category:</b>	5307	<b>Remarks:</b>
<b>Project Sponsor:</b>	City of San Marcos	<b>Federal Funds (FTA):</b>	\$5,117,359	
<b>Fiscal Year:</b>	2028	<b>State Funds (TxDOT):</b>	\$315,099	
<b>Apportionment Year:</b>	2028	<b>State Funds (Other):</b>	\$0	
<b>Project Type:</b>	Operating	<b>Other Funds:</b>	\$4,802,261	
<b>Project Description:</b>	City of San Marcos Public Transit Operations	<b>Total Funding:</b>	\$10,234,719	
		<b>Fiscal Year Cost:</b>	\$10,234,719	

Project Information		Funding Information		Additional Information
<b>MPO ID:</b>	73-00111-00	<b>Funding Category:</b>	5310	<b>Remarks:</b>
<b>Project Sponsor:</b>	Capital Metro	<b>Federal Funds (FTA):</b>	\$1,638,780	
<b>Fiscal Year:</b>	2028	<b>State Funds (TxDOT):</b>	\$0	
<b>Apportionment Year:</b>	2028	<b>State Funds (Other):</b>	\$0	
<b>Project Type:</b>	Capital, Operating, Administration	<b>Other Funds:</b>	\$798,907	
<b>Project Description:</b>	Traditional capital, other capital and operating projects to enhance mobility for seniors and individuals with disabilities. Includes subawards and program administration	<b>Total Funding:</b>	\$2,437,687	
		<b>Fiscal Year Cost:</b>	\$2,437,687	



Project Information		Funding Information		Additional Information
<b>MPO ID:</b>	73-00109-00	<b>Funding Category:</b>	5337	<b>Remarks:</b>
<b>Project Sponsor:</b>	Capital Metro	<b>Federal Funds (FTA):</b>	\$5,154,703	
<b>Fiscal Year:</b>	2028	<b>State Funds (TxDOT):</b>	\$0	
<b>Apportionment Year:</b>	2028	<b>State Funds (Other):</b>	\$0	
<b>Project Type:</b>	Capital	<b>Other Funds:</b>	\$1,288,676	
<b>Project Description:</b>	MetroRail capital repair, rehabilitation and replacement projects including any eligible activities in the Capital Metro approved Budget and Capital Improvement Plan.	<b>Total Funding:</b>	\$6,443,379	
		<b>Fiscal Year Cost:</b>	\$6,443,379	

Project Information		Funding Information		Additional Information
<b>MPO ID:</b>	73-00110-00	<b>Funding Category:</b>	5339	<b>Remarks:</b>
<b>Project Sponsor:</b>	Capital Metro	<b>Federal Funds (FTA):</b>	\$3,376,527	
<b>Fiscal Year:</b>	2028	<b>State Funds (TxDOT):</b>	\$0	
<b>Apportionment Year:</b>	2028	<b>State Funds (Other):</b>	\$0	
<b>Project Type:</b>	Capital	<b>Other Funds:</b>	\$844,132	
<b>Project Description:</b>	Revenue rolling stock	<b>Total Funding:</b>	\$4,220,659	
		<b>Fiscal Year Cost:</b>	\$4,220,659	

Project Information		Funding Information		Additional Information
<b>MPO ID:</b>	73-00123-00	<b>Funding Category:</b>	5339	<b>Remarks:</b>
<b>Project Sponsor:</b>	City of San Marcos	<b>Federal Funds (FTA):</b>	\$130,293	
<b>Fiscal Year:</b>	2028	<b>State Funds (TxDOT):</b>	\$0	
<b>Apportionment Year:</b>	2028	<b>State Funds (Other):</b>	\$0	
<b>Project Type:</b>	Capital, Operating, Administration	<b>Other Funds:</b>	\$32,573	
<b>Project Description:</b>	City of San Marcos Revenue Rolling Stock	<b>Total Funding:</b>	\$162,867	
		<b>Fiscal Year Cost:</b>	\$162,867	

## **Transit Project Financial Summary**

The transit project financial summary includes only transit projects listed individually in the Transportation Improvement Program (TIP). This summary does not represent the entire transportation investment portfolio including those eligible for grouping.

## Transit Financial Summary

### CAMPO Metropolitan Planning Organization

#### FY 2025- 2028 Transportation Improvement Program

All Figures in Year of Expenditure (YOE) Dollars

Current as of 2/1/2025

Transit Program		FY 2025			FY 2026			FY 2027		
		Federal	State/Other	Total	Federal	State/Other	Total	Federal	State/Other	Total
1	Sec. 5307 - Urbanized Formula >200K	\$57,035,186	\$18,208,886	\$75,244,072	\$53,857,154	\$17,532,490	\$71,389,644	\$54,026,862	\$17,686,698	\$71,713,560
2	Sec. 5307 - Urbanized Formula <200K			\$0			\$0			\$0
3	Sec. 5309 - Discretionary			\$0			\$0			\$0
4	Sec. 5310 - Elderly & Individuals w/Disabilities	\$3,804,158	\$1,530,207	\$5,334,365	\$1,638,780	\$798,907	\$2,437,687	\$1,638,780	\$798,907	\$2,437,687
5	Sec. 5311 - Nonurbanized Formula			\$0			\$0			\$0
6	Sec. 5316 - JARC >200K			\$0			\$0			\$0
7	Sec. 5316 - JARC <200K			\$0			\$0			\$0
8	Sec. 5316 - JARC Nonurbanized			\$0			\$0			\$0
9	Sec. 5317 - New Freedom >200K			\$0			\$0			\$0
10	Sec. 5317 - New Freedom <200K			\$0			\$0			\$0
11	Sec. 5317 - New Freedom Nonurbanized			\$0			\$0			\$0
12	Other FTA	\$8,667,054	\$2,166,764	\$10,833,818	\$8,654,045	\$2,163,511	\$10,817,556	\$8,657,729	\$2,164,433	\$10,822,162
13	Regionally Significant or Other			\$0			\$0			\$0
<b>Total Funds</b>		<b>\$69,506,398</b>	<b>\$21,905,857</b>	<b>\$91,412,255</b>	<b>\$64,149,979</b>	<b>\$20,494,908</b>	<b>\$84,644,887</b>	<b>\$64,323,371</b>	<b>\$20,650,038</b>	<b>\$84,973,409</b>
<b>Transportation Development Credits</b>										
	<b>Requested</b>			\$0			\$0			\$0
	<b>Awarded</b>			\$0			\$0			\$0

All Figures in Year of Expenditure (YOE) Dollars

Transit Programs		FY 2028			FY 2025-2028 Total		
		Federal	State/Other	Total	Federal	State/Other	Total
1	Sec. 5307 - Urbanized Formula >200K	\$54,234,911	\$17,889,497	\$72,124,408	\$219,154,113	\$71,317,571	\$290,471,684
2	Sec. 5307 - Urbanized Formula <200K			\$0	\$0	\$0	\$0
3	Sec. 5309 - Discretionary			\$0	\$0	\$0	\$0
4	Sec. 5310 - Elderly & Individuals w/Disabilities	\$1,638,780	\$798,907	\$2,437,687	\$8,720,498	\$3,926,928	\$12,647,426
5	Sec. 5311 - Nonurbanized Formula			\$0	\$0	\$0	\$0
6	Sec. 5316 - JARC >200K			\$0	\$0	\$0	\$0
7	Sec. 5316 - JARC <200K			\$0	\$0	\$0	\$0
8	Sec. 5316 - JARC Nonurbanized			\$0	\$0	\$0	\$0
9	Sec. 5317 - New Freedom >200K			\$0	\$0	\$0	\$0
10	Sec. 5317 - New Freedom <200K			\$0	\$0	\$0	\$0
11	Sec. 5317 - New Freedom Nonurbanized			\$0	\$0	\$0	\$0
12	Other FTA	\$8,661,524	\$2,165,381	\$10,826,905	\$34,640,352	\$8,660,089	\$43,300,441
13	Regionally Significant or Other			\$0	\$0	\$0	\$0
<b>Total Funds</b>		<b>\$64,535,215</b>	<b>\$20,853,785</b>	<b>\$85,389,000</b>	<b>\$262,514,963</b>	<b>\$83,904,588</b>	<b>\$346,419,551</b>
<b>Transportation Development Credits</b>							
	<b>Requested</b>			\$0			\$0
	<b>Awarded</b>			\$0			\$0

## Grouped Projects

Grouped projects are projects, or phases of projects, that are not considered to be of appropriate scale for individual identification and approval in a given program year. These projects are allowed to undergo a more streamlined administrative approval process based on the functional nature and scope of the project. These projects are reviewed individually by the MPO to determine eligibility and then grouped and approved together according to function and scope using the 12 grouped project categories approved for use by the Texas Department of Transportation (TxDOT), Federal Highway Administration (FHWA) and Federal Transit Administration (FTA).

## Grouped Project Categories

CSJ	Group	Definition
5000-00-950	<b>PE-Preliminary Engineering</b>	Preliminary Engineering for any project except added capacity projects in a nonattainment area. Includes activities which do not involve or lead directly to construction, such as planning and research activities; grants for training; engineering to define the elements of a proposed action or alternatives so that social, economic, and environmental effects can be assessed.
5000-00-951	<b>Right of Way Acquisition</b>	Right of Way acquisition for any project except added capacity projects in a nonattainment area. Includes relocation assistance, hardship acquisition and protective buying.
5000-00-952 5000-00-957 5000-00-958	<b>Preventive Maintenance/ Rehabilitation</b>	Projects to include pavement repair to preserve existing pavement so that it may achieve its designed loading. Includes seal coats, overlays, resurfacing, restoration and rehabilitation done with existing ROW. Also includes modernization of a highway by reconstruction, adding shoulders or adding auxiliary lanes (e.g., parking, weaving, turning, climbing, non-added capacity) or drainage improvements associated with rehabilitation. (See Note 3)
5000-00-953	<b>Bridge Replacement/ Rehabilitation</b>	Projects to replace and/or rehabilitate functionally obsolete or structurally deficient bridges.
5000-00-954	<b>Railroad Grade Separations</b>	Projects to construct or replace existing highway-railroad grade crossings and to rehabilitate and/or replace deficient railroad underpasses, resulting in no added capacity
5800-00-950	<b>Safety</b>	Projects to include the construction or replacement/rehabilitation of guard rails, median barriers, crash cushions, pavement markings, skid treatments, medians, lighting improvements, highway signs, curb ramps, railroad/highway crossing warning devices, fencing, intersection improvements (e.g., turn lanes), signalization projects and interchange modifications. Also includes projects funded via the Federal Hazard Elimination Program, Federal Railroad Signal Safety Program, or Access Managements projects, except those that result in added capacity.
5000-00-956	<b>Landscaping</b>	Project consisting of typical right-of-way landscape development, establishment, and aesthetic improvements to include any associated erosion control and environmental mitigation activities.

<b>5800-00-915</b>	<b>ITS Deployment</b>	Highway traffic operation improvement projects including the installation of ramp metering control devices, variable message signs, traffic monitoring equipment and projects in the Federal ITS/IVHS programs.
<b>5000-00-916</b>	<b>Bicycle and Pedestrian</b>	Projects including bicycle and pedestrian lanes, paths and facilities (e.g., sidewalks, shared use paths, side paths, trails, bicycle boulevards, curb extensions, bicycle parking facilities, bikeshare facilities, etc.). Safe Routes to School non-infrastructure related activities (e.g. enforcement, tools, and education programs).
<b>5000-00-917</b>	<b>Safety Rest Areas/Truck Weigh Stations</b>	Construction and improvement of rest areas, and truck weigh stations.
<b>5000-00-918</b>	<b>Transit Improvements and Programs</b>	Projects include the construction and improvement of small passenger shelters and information kiosks. Also includes the construction and improvement of rail storage/maintenance facilities bus transfer facilities where minor amounts of additional land are required and there is not a substantial increase in the number of users. Also includes transit operating assistance, preventative maintenance of transit vehicles and facilities. acquisition of third-party transit services, and transit marketing, and mobility management/coordination. Additionally includes the purchase of new buses and rail cars to replace existing vehicles or for minor expansions of the fleet (See Note 4)
<b>5000-00-919</b>	<b>Recreational Trails Program</b>	Off-Highway Vehicle (OHV), Equestrian, Recreational Water/Paddling Trails and related facilities; Recreational Trails related education and safety programs.
<b>Note 1</b>	Projects eligible for grouping include associated project phases (Preliminary Engineering, Right-Of-Way and Construction).	
<b>Note 2</b>	Projects funded with CMAQ funding require a Federal eligibility determination and are not approved to be grouped.	
<b>Note 3</b>	Passing lanes include "Super 2" lanes consistent with TxDOT's Roadway Design Manual.	
<b>Note 4</b>	In PM10 and PM2.5 nonattainment or maintenance areas, such projects may be grouped only if they are in compliance with control measures in the applicable implementation plan.	
<b>Note 5</b>	Projects funded as part of the Recreational Trails Program (RTP) and Transportation Alternatives-Set Aside (TASA) Program consistent with the grouped project category definitions may be grouped. RTP or TA funded projects that are not consistent with the grouped project category definitions must be individually noted in the Transportation Improvement Program (TIP) and State Transportation Improvement Program (STIP). Road diet projects may not be grouped.	

## Local Projects

Projects that have been requested for inclusion in the Transportation Improvement Program but are funded with local sources only are included here. These projects are listed for representative purposes only and are not subject to federal authorization requirements.

MPO ID	CSJ	County	Roadway	Limits (From)	Limits (To)	Description	Sponsor(s)	FY	Total Cost
73-00300-00	0000-00-000	Travis	Broadmoor Station	Gracy Farms Lane	Private Drive	Construction of the new CapMetro Rail Station at Broadmoor	Capital Metro	2024	\$32,000,000
73-00301-00	0000-00-000	Travis	North Ops Bus Yard	N/A	N/A	Construct a solar panel canopy at the North Ops Bus Yard	Capital Metro	2025	\$24,200,000
51-00367-01	1376-02-043	Travis	FM 1325	SL 1 (MoPac)	Bright Verde Way	Mill and overlay, intersection improvements, add storm drains, access management, curb and gutter, and shared use paths.	City of Austin	2026	\$20,520,000
51-00367-02	1376-02-044	Travis	FM 1325	Bright Verde Way	US 183	Mill and overlay, intersection improvements, add storm drains, access management, curb and gutter, and shared use paths.	City of Austin	2026	\$7,269,231
51-00369-01	1186-01-104	Travis	FM 969	US 183	Craigwood Drive	Design and construction of new traffic signals, safety improvements and access management.	City of Austin	2026	\$798,595
51-00366-00	0151-06-148	Travis	SL 111	FM 969	0.189 Miles North of US 183	Reconstruct roadway, add storm drains, raised center median with left turn bays, curb and gutter, and sidewalks.	City of Austin	2027	\$30,513,905
51-00375-00	0113-09-072	Travis	SL 275	170' S of Walmart/Twin Oaks Driveway	Walmart/Twin Oaks Driveway	Add shared-use path, ramps, relocate pedestrian push buttons, and replace signal heads.	City of Austin	2027	\$600,000



## **Project Development List**

Transportation projects that have moved beyond the conceptual stage and are moving through the early stages of the development process are listed here, including those projects undergoing preliminary engineering, design, and the federal environmental review process.

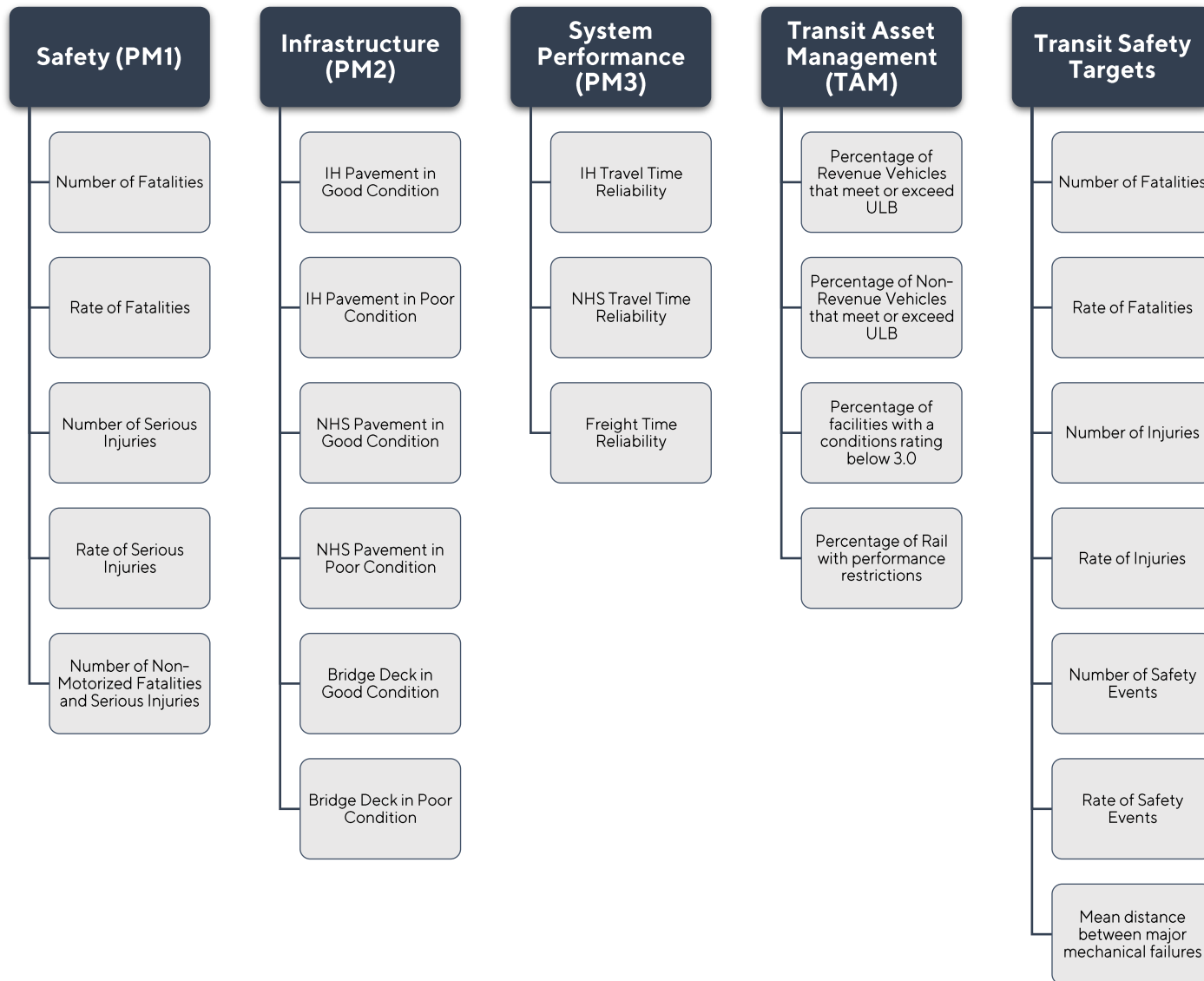
CSJ	County	Roadway	Limits (From)	Limits (To)	Description	Sponsor
1149-02-026	Bastrop	FM 812	Travis County Line	SH 21	Realign and widen existing 2-lane roadway to 4-lane divided roadway	TxDOT
0472-01-040	Bastrop	SH 21	CR 130	Paint Creek Rd	Widen to 4-lane divided	TxDOT
0252-02-058	Burnet	US 281	1.5 MI N of SH 71	2.00 MI S of SH 71	Reconstruct interchange and construct 2-lane frontage roads.	TxDOT
1776-03-012	Caldwell	FM 2001	FM 2720	US 183	Widen from 2-lane undivided to 4-lane divided with shoulders, add cable barrier	TxDOT
0805-02-008	Caldwell	FM 2720	Old Spanish Trail	SH 142	Widen from 2-lane undivided to 4-lane undivided with shoulders, add cable barrier	TxDOT
0914-22-078	Caldwell	FM 2720	AT SH 130		Construct new interchange and make connection from FM 2720 to SH 130	TxDOT
0535-03-027	Caldwell	IH 10	Guadalupe County Line	Gonzales County Line	Expand from 4-Lane to 6-Lane Expressway	TxDOT
0384-01-025	Caldwell	SH 142	SH 80	SH 130	Widen from 2-lane undivided to 4-lane divided with shoulders, add cable barrier	TxDOT
0471-04-036	Caldwell	SH 21	Caldwell County Line	SH 130	Widen 2-lane undivided roadway to 4-lane divided with center turn lane	TxDOT
0805-05-004	Caldwell/Hays	FM 2720	SH 21	Old Spanish Trail	Widen from 2-lane undivided to 4-lane divided with shoulders, add cable barrier	TxDOT
0016-02-150	Hays	IH 35	Blanco River	River Ridge Parkway	Operational improvements ramp reversals	TxDOT
0016-03-113	Hays	IH 35	North of SH 123	South of Posey Road	Operational, intersection, main-lane, and frontage road improvements	TxDOT
0914-33-089	Hays	Kohlers Crossing	.13 MI West of UPRR ROW	.26 MI East of UPRR ROW	Construct overpass over UPRR ROW on Kohler's Crossing	Hays County
0016-17-013	Hays	RM 150	Burleson St.	IH 35	Widen roadway	TxDOT
0805-04-028	Hays	RM 150	FM 2770	Burleson St.	Realign and improve 2-lane to 4-lane roadway	Hays County
0471-02-081	Hays	SH 21	SH 80	Caldwell County Line	Widen 2-lane undivided roadway to 4-lane divided with center turn lane	TxDOT
0113-07-080	Hays	US 290	Roger Hanks Pkwy	East of Rob Shelton Dr	Upgrade 4-lane divided to 6-lane divided with center turn lane	TxDOT
1149-01-023	Travis	FM 812	US 183	Bastrop County Line	Realign and widen existing 2-lane roadway to 4-lane divided roadway	TxDOT
1200-02-030	Travis	FM 973	US 79	US 290	Upgrade to 4-lane divided	TxDOT
1200-03-056	Travis	FM 973	US 290	SH 130	Realign and widen existing 2-lane roadway to 6-lane divided roadway	TxDOT

CSJ	County	Roadway	Limits (From)	Limits (To)	Description	Sponsor
1200-02-036	Travis	FM 973	US 290	FM 1660	Widen existing 2-lane roadway to a 6-lane divided highway	TxDOT
0000-00-000	Travis	MoPac	Cesar Chavez	Slaughter lane	Up to 2 express lanes in each direction	CTRMA
1754-01-024	Travis	RM 1826	US 290	SH 45	Reconstruct existing 2-lane roadway to a 4-lane divided roadway with bike and pedestrian path	Travis
2102-01-073	Travis	RM 2244	Walsh Tarlton Lane	Montebello Road	Construct 4-lane roadway with continuous left turn lane and shoulders.	TxDOT
0683-02-073	Travis	RM 620	Aria Dr/Cavalier Dr.	Hudson Bend	Upgrade existing 4-lane roadway to a 6-lane divided roadway	TxDOT
0683-02-079	Travis	RM 620	Williamson County Line	South of Foundation Road	Reconstruct intersection to add overpass at Anderson Mill Road	TxDOT
0683-02-072	Travis	RM 620	SH 71	Aria Dr/Cavalier Dr.	Upgrade existing 4-lane roadway to a 6-lane divided roadway	TxDOT
0265-01-123	Travis	SH 71	US 183	Spirit of Texas Drive	Extend westbound frontage road from Spirit of Texas Drive to US 183 / Old Bastrop Hwy	TxDOT
0113-13-167	Travis	SL 360	At Spicewood Springs Road		Grade separate intersection	TxDOT, City of Austin
0113-13-169	Travis	SL 360	At Lakewood Drive		Grade separate intersection	TxDOT
0152-01-086	Travis	US 183	SH 71	SH 130	Reconstruct existing 4-lane roadway to 4-lane divided roadway	TxDOT
0265-01-116	Travis	US 183	.46 Miles South of Thompson Lane	.07 Miles Southwest of Airport Commerce Drive	Construct new 1-lane southbound frontage road.	TxDOT
0114-02-108	Travis	US 290	West of SH 130 Southbound Frontage Road	East of SH 130 Southbound Frontage Road	Add eastbound shared use path bridge at SH 130 interchange	TxDOT
TBD	Williamson	183A	SH 45	Hero Way	Widen from 3 to 4 toll lanes northbound and southbound into the existing center median.	CTRMA
3417-02-030	Williamson	FM 734	RM 1431	SH 45	Reconstruct existing 4-Lane divided roadway to a 6-Lane divided roadway	TxDOT, City of Austin
2690-01-043	Williamson	FM 971	Gann St.	SH 130	Widen from 2-lane undivided to 5-lane divided arterial with pedestrian improvements, signal and intersection improvements.	City of Georgetown / Williamson County
2690-01-039	Williamson	FM 971	CR 333	CR 334	Rehabilitate pavement, add shoulders and safety treat.	TxDOT
2295-01-021	Williamson	FM 973	FM 1660	US 79	Widen existing 2-lane roadway to a 6-lane divided highway	TxDOT
2295-01-015	Williamson	FM 973	FM 1660	US 79	Upgrade to 4-lane divided	TxDOT
1200-01-026	Williamson	FM 973	FM 1660	Travis County Line	Upgrade to 4-lane divided	TxDOT

CSJ	County	Roadway	Limits (From)	Limits (To)	Description	Sponsor
0015-09-178	Williamson	IH 35	RM 1431	SH 45N	Add northbound and southbound non-tolled managed lanes, reconstruct ramp, improve frontage road and freight movements, add auxillary lanes.	TxDOT
0015-09-183	Williamson	IH 35	RM 1431	SH 29	Add northbound and southbound non-tolled managed lanes, reconstruct ramp, improve frontage road and freight movements, add auxillary lanes.	TxDOT
1378-02-052	Williamson	RM 1431	Sam Bass Rd	IH 35	Widen from 4 to 6-lane divided	TxDOT
2103-01-038	Williamson	RM 2243	183A	Southwest Bypass	Widen 2-lane undivided to 4-lane controlled access facility with 3-lane frontage roads in each direction.	Williamson County
0683-01-100	Williamson	RM 620	Little Elm Trail	Travis County Line	Reconstruct intersection to add overpass at Anderson Mill Road	TxDOT
0440-02-016	Williamson	SH 195	Approx 2930' North of Shell Rd	Approx 3720' South of Shell Rd	Construct overpass	TxDOT
0337-02-051	Williamson	SH 29	Haven Ln.	Patriot Way	Widen from 4 undivided to 5-lanes divided arterial with pedestrian improvements, signal and intersection improvements.	City of Georgetown / TxDOT
0204-01-063	Williamson	US 79	IH 35	East of FM 1460	Add 1-lane in each direction	TxDOT

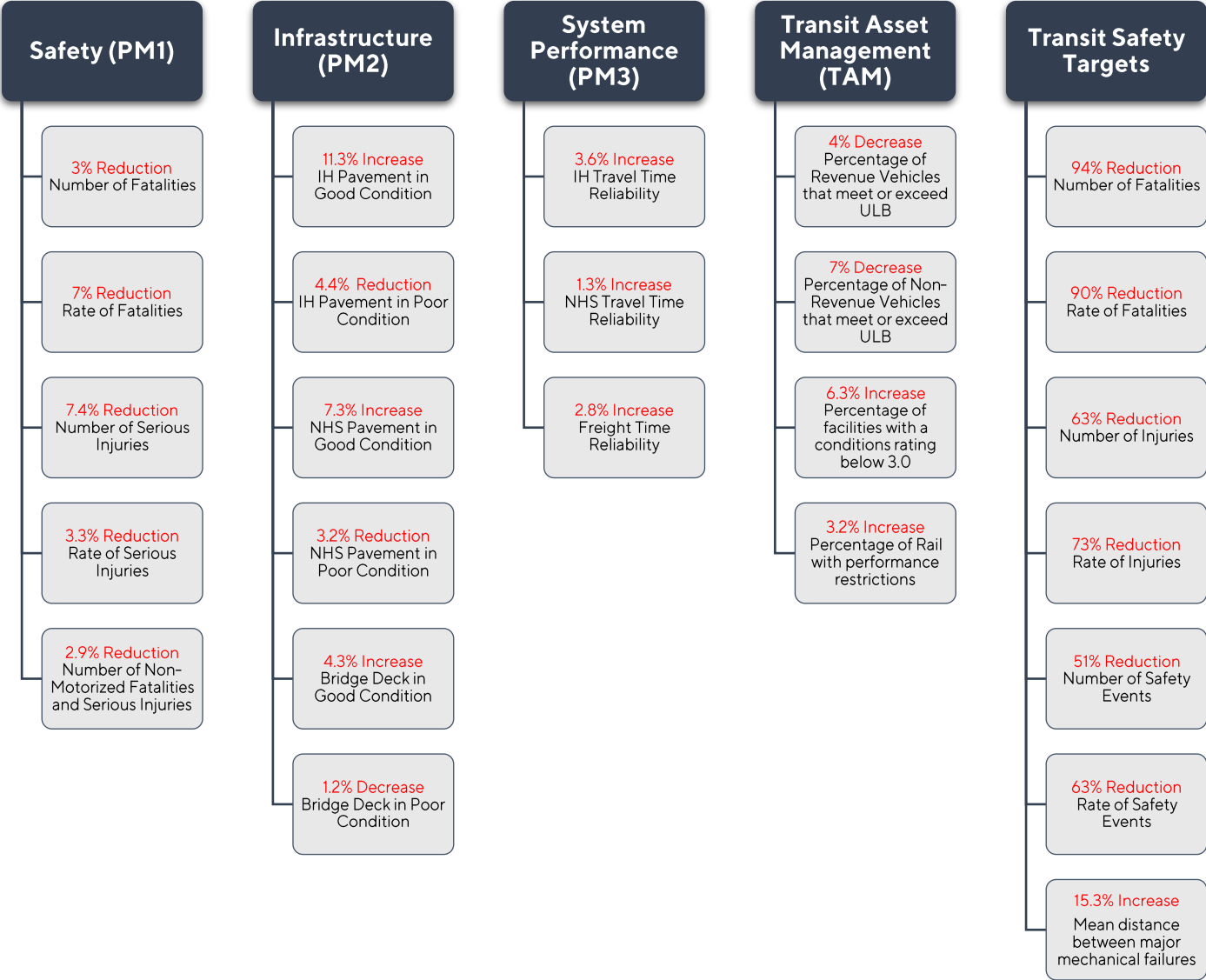
## Performance Measures

The use of a performance-based transportation planning process is required by the federal government in the development of the Transportation Improvement Program (TIP) and Regional Transportation Plan (RTP) including the adoption of performance targets in key areas summarized in the table below. On an annual basis, the Transportation Policy Board adopts updated performance measure targets included in the [Performance Measure Report](#), which are then incorporated into the programming and planning processes.



# Performance Evaluation

All projects selected for federal funding are evaluated through the specific federal funding program selection process. To complement the individual project evaluation, the development of the 2025-2028 TIP includes an evaluation of the projects at the program level to provide a comprehensive assessment of the anticipated impacts of the projects in the key federal performance measure areas. These impacts are estimates, actual impacts will be determined through continual performance system evaluation.



## **Administrative Policies**

The Transportation Improvement Program (TIP) is the fiscally constrained program of projects that are funded for implementation. The main body of the TIP consists of the individual listings of projects required to be listed per 23 CFR 450 of the Code of Federal Regulations (CFR) and 49 United States Code (USC) Chapter 53. All projects in the TIP must adhere to the outlined policies regardless of funding source or sponsor. Projects must also be consistent with the Regional Transportation Plan, the Congestion Management Process, and any applicable federal and state requirements.

### **Project Funding Policy**

Project sponsors that have received federal funding for transportation projects, programs or studies through the Transportation Policy Board are required to adhere to the following policies:

- Projects are required to demonstrate continuous progress through the project development process. Projects that do not demonstrate continual progress will be considered for funding de-obligation at the discretion of the Transportation Policy Board.
- Sponsors are required to submit a quarterly project progress report and to coordinate any additional developments and project changes to CAMPO. Projects that do not have progress reports submitted regularly will be considered as not demonstrating continual progress.
- If a project selected for funding by the Transportation Policy Board cannot move forward as approved, the sponsor must notify CAMPO as soon as the determination is made. The funding will then be returned to the general reserve for reallocation to another eligible project at the discretion of the Transportation Policy Board.
- Sponsors are responsible for any and all associated project costs as required on projects selected for funding by the Transportation Policy Board including any cost-over runs, direct and indirect costs, local match and any other costs not specified in the original funding decision.
- In addition to these policies, sponsors must also adhere to any state and federal requirements.

## **General Amendment Policy**

The Transportation Improvement Program (TIP) and Regional Transportation Plan (RTP) are amended on a regular basis to ensure the most up-to-date information is approved by the Transportation Policy Board. subject to the process and policies listed below:

- Regular amendment opportunities are held twice a year.
- Requests for out-of-cycle amendments will be considered on a case-by-case basis by the Transportation Policy Board with processing subject to the discretion of the Transportation Policy Board Chair.
- Administrative amendments are processed with processing subject to the discretion of the Executive Director.
- All amendment requests must be submitted using the online application. Requests will be considered at the time of submission and processed according to nature of the request.

## **Administrative Amendments**

The Transportation Policy Board (TPB) has delegated the authority to approve specifically defined amendment requests, known as Administrative Amendments, to the Executive Director. These amendments are non-substantive in nature and do not materially change the individual projects or overall program and are not subject to public involvement or direct approval by the TPB. The Executive Director has the discretion to elevate any proposed administrative amendments to a full amendment. All approved administrative amendments are provided to the public and the TPB for informational purposes.

The following actions are classified as Administrative Amendments:

- Decreases in funding amount
- Increases in non-TPB delegated funding under 50% of the original amount
- Changes in non-federal funding amount
- Changes to project sponsor
- Changes to the Fiscal Year (subject to continual progress review)
- Editorial modifications and corrections
- Requests that do not substantially alter the scope, function, or anticipated impacts
- Actions related to a state or federally designated emergency



## **Regular Amendments**

Amendments to the Transportation Improvement Program that do not qualify as administrative are considered regular amendments that are subject to public involvement as defined in the [Public Participation Plan](#) and must be approved directly by the Transportation Policy Board. Regular amendments are processed during the next regularly scheduled amendment cycles after application submission.

The following actions are classified as regular amendments:

- Significant changes to the project limits
- Significant changes to the project scope
- Adding a new project to the program
- Removing a project from the program
- Increases to funding amounts over 50% of the original amount
- Increase to any amounts for TPB-delegated funding
- Any other changes that do not qualify as an administrative amendment.

## **Out-of-Cycle Amendments**

Any requested non-administrative amendments that require immediate action outside of the regular amendment cycles are considered out-of-cycle amendments. These amendments are subject to the process outlined in the Quick Action Option detailed in the Public Participation Plan and final approval by the Transportation Policy Board.

## **Amendment Submission**

Sponsors may submit a request for an amendment at any time using the online application. These requests will be processed according to the amendment policies outlined above either through the next regular amendment cycle, administratively, or as an out-of-cycle amendment. The nature of the request will be determined upon review of the submission and additional coordination with the project sponsors as needed. The online applications are available below:

[Transportation Improvement Program \(TIP\) Amendment Application](#)

[Regional Transportation Plan \(RTP\) Amendment Application](#)

## MPO Self Certification



**MPO Self-Certification**

In accordance with the 23 Code of Federal Regulations (CFR) 450.336, the Texas Department of Transportation and the Capital Area Metropolitan Planning Organization hereby certify that the metropolitan transportation planning process is being carried out in accordance with all applicable requirements including:

- (1) 23 U.S.C. 134, 49 U.S.C. 5303, and this subpart;
- (2) In nonattainment and maintenance areas, sections 174 and 176(c) and (d) of the Clean Air Act, as amended (42 U.S.C. 7504, 7506(c) and (d)) and 40 CFR part 93;
- (3) Title VI of the Civil Rights Act of 1964, as amended (42 U.S.C. 2000d-1) and 49 CFR part 21;
- (4) 49 U.S.C. 5332, prohibiting discrimination on the basis of race, color, creed, national origin, sex, or age in employment or business opportunity;
- (5) Section 1101(b) of the FAST Act (Pub. L. 114-357) and 49 CFR part 26 regarding the involvement of disadvantaged business enterprises in DOT funded projects;
- (6) 23 CFR part 230, regarding the implementation of an equal employment opportunity program on Federal and Federal-aid highway construction contracts;
- (7) The provisions of the Americans with Disabilities Act of 1990 (42 U.S.C. 12101 et seq.) and 49 CFR parts 27, 37, and 38;
- (8) The Older Americans Act, as amended (42 U.S.C. 6101), prohibiting discrimination on the basis of age in programs or activities receiving Federal financial assistance;
- (9) Section 324 of title 23 U.S.C. regarding the prohibition of discrimination based on gender; and
- (10) Section 504 of the Rehabilitation Act of 1973 (29 U.S.C. 794) and 49 CFR part 27 regarding discrimination against individuals with disabilities

Mr. Tucker Ferguson, P.E.  
 Austin District Engineer  
 Texas Department of Transportation

*Tucker Ferguson*  
 78974EBCB5244BE...  
 4/12/2021

\_\_\_\_\_  
 Date

Commissioner Cynthia Long  
 Chair  
 Transportation Policy Board

*Cynthia Long*  
 5/3/2021

\_\_\_\_\_  
 Date

## Additional Resources

[Unified Transportation Program \(UTP\)](#) – Texas Department of Transportation’s 10-year funding plan. This resource includes additional information on funding program categories, project selection, development, and financial information.

[Statewide Transportation Improvement Program \(STIP\)](#) – The Statewide Transportation Improvement Program includes all metropolitan planning organization Transportation Improvement Programs and the rural Transportation Improvement Programs developed by the Texas Department of Transportation.

[Regional Transportation Plan \(RTP\)](#) – The Capital Area Metropolitan Planning Organization (CAMPO)’s long range regional transportation plan. The plan includes the regional vision, goals, and objectives as well as a list of projects planned over the next 20 years.

[Federal Transit Administration Funding Programs](#) – Information on Federal Transit Administration funding programs including formula 5307 funding and the Capital Investments Grant (CIG) program.

[Federal Highway Administration Funding Programs](#) – Information on Federal Highway Administration funding programs including the National Highway Program, National Highway Safety Program, Surface Transportation Block Grant and Transportation Alternatives Set Aside programs.